

# BARNES NOTES AND NEWS

Volume 7, ISSUES 5, 6, 7

ONLINE ONLY

The **BARNES NOTES & NEWS** is your source of our area's community events and happenings and items of interest. We continue to welcome you to place your ads, submit events, articles, and stories. Please contact owner/editor: **Julie (Frierhood) Sarkauskas** at [barnesnotesandnews@gmail.com](mailto:barnesnotesandnews@gmail.com) or call **715-580-1288 (New Number)**

Thank you Rob Lynch, Owner of the Beer Cheese Soup Website. We are now linked with this site and I am thrilled to be part of it to share our stories, events and fun as well as have access to great recipes, tips and tricks.

Go to: [www.beercheesesoup.com](http://www.beercheesesoup.com)




Find our link at the top right "BNN" which will take you to our Barnes Notes and News page

## BARNES AMBULANCE AND FIRE DEPARTMENT RAFFLE

JULY 4TH @ 9:30 P.M.  
BARNES TOWN PARK  
See Page 5

TOWN OF BARNES  
FIREWORKS

JULY 4TH - DUSK  
BARNES TOWN PARK  
COUNTY HWY N



SEE INSIDE FOR MORE 4TH OF JULY HAPPENINGS IN THE AREA

### In this Issue:

- Calendar of Events
- Senior Meals
- Barnes VFW and Auxiliary
- Barnes Area Historical Association
- Barnes Red Hats
- Barnes Book Club
- Gordon Barnes Garden Club
- Reminiscing
- Fun & Games
- Cheryl's Pages
- Rob's Culinary Chronicles
- Recipes
- Advertisements

Barnes Notes and News  
50690 Pease Rd  
Barnes, WI  
715-580-1288

[barnesnotesandnews@gmail.com](mailto:barnesnotesandnews@gmail.com)

## HAPPY 250 AMERICA !!

We are looking forward to seeing you all to celebrate our nation's 250th birthday  
Details for parade, events and flyover  
**SEE INSIDE**



Madison ANG has volunteered to perform a flyover with their F-35 fighter jets for the Barnes 4th of July parade. Check the Barnes VFW site of updates of time. Flyover subject to weather permitting.

**APPROXIMATE TIME FOR FLYOVER - 11:30 A.M.**

**4th of JULY PARADE  
FROM THE BARNES TOWN HALL (Cty Hwy N) TO THE  
BARNES VFW POST 8329 (Lake Road)**

**12:00 NOON START**

**THEME:**

**LAND OF THE FREE AND HOME OF THE BRAVE**

**REMEMBER:**

**PLEASE WALK AGAINST the TRAFFIC!!!! THIS IS FOR YOUR SAFETY.**

I do understand in the city you have sidewalks and it doesn't really matter, but in the country we **must ask** that you abide by the "rules of the road". **BIKE WITH** traffic (ditch to your right). **MAKE SURE** your dog is always on the "ditch" side of you and **NOT** on the road side.

*I'd like to thank those of you who are walking with your pets away from the road. For those of you I've seen with your pet on the car side of the road, **MAKE THE SWITCH.** If your dog darts toward traffic, you're not in the way to intervene. **The outcome of that is obvious.** Love your pets enough to keep them safe.*

**NOTE: PLEASE REMEMBER THE STATE, COUNTY AND TOWN LEASH LAWS  
YOUR DOG MUST BE ON A LEASH FOR THEIR SAFETY & THE SAFETY OF OTHERS**

**QUESTIONS, COMMENTS or CONCERNS**

If you have any questions or comments on what you see here, we would like to hear from you. If you have an item that you would like to see in the Barnes Notes and News, please contact Julie (Friermood) Sarkauskas at [barnesnotesandnews@gmail.com](mailto:barnesnotesandnews@gmail.com)

**THANKS TO YOU ALL FOR YOUR SUPPORT. GOD BLESS**

**LIKE US ON FACEBOOK**

**ARE YOU A LITTER BUG?** OUR ROADS AND TRAILS DO NOT NEED TO LOOK LIKE A DUMP  
IF YOU HAVE ROOM TO TAKE YOUR TREATS AND BEVERAGES WHEN YOU LEAVE HOME, THEN YOU HAVE ROOM  
FOR THE GARBAGE FROM THOSE TREATS AND BEVERAGES TO GO HOME WITH YOU.  
(THE GARBAGE TAKES UP LESS ROOM)

FOR THOSE THAT GO OUT OF THEIR WAY TO CLEAN UP **YOUR** MESSSES, I FOR ONE CANNOT THANK THEM  
ENOUGH. MAYBE YOU NEED TO PUT THEM OUT OF A JOB AND STOP THROWING GARBAGE ON THE ROADSIDES.



**PLEASE ...**

**HELP US KEEP OUR ROADS CLEAN**

- Please be sure to pick up anything that blows out of your vehicle or trailer.
- We have organizations and clubs in town that organize "clean up" events.

Check in with them or visit:

TownOfBarnesWI.gov to offer your time

**WE GREATLY APPRECIATE YOUR HELP IN KEEPING  
OUR TOWN CLEAN + BEAUTIFUL**



**THANK YOU to our Town Crew  
for all you do!**

**TOWN ROADS & PROPERTY DEPARTMENT**

Office Phone: 715-795-2573

Normal Hours of Operation

6:00AM – 4:00PM Monday- Thursday

**Jeff Jordheim**

email: [garage@TownOfBarnesWI.gov](mailto:garage@TownOfBarnesWI.gov)

**Check the Town Website for updates**

**TownOfBarnesWI.gov**

**PLEASE KEEP A WEATHERED EYE FOR SNOMOBILES. STAY THE COURSE AND KEEP IT SLOW.  
PLEASE BE SAFE. Someone is waiting for you at home. THANK YOU!**

**Town Clerk/Treasurer: Kari Hufnagle**

[clerk@townofbarneswi.gov](mailto:clerk@townofbarneswi.gov)

Phone: 715-795-2782 Fax: 715-795-2784  
3360 County Hwy N – Barnes, WI 54873

**Visit: [TownOfBarnesWI.gov](http://TownOfBarnesWI.gov) for town minutes**

**Open: M-T-TH-F: 8:00 a.m. to 4:00 p.m.  
Wednesday: 8:00 a.m. to 12:00 p.m.**

**Cemetery Sexton: Dave Schiess**

Phone: 715-638-2573 or Evenings: 715-638-0424

**TOWN OF BARNES BOARD MEMBERS**

**Chairman:** Tom Renz - email: [chair@TownOfBarneswi.gov](mailto:chair@TownOfBarneswi.gov)

**Supervisor:** Seana Frint - [sup1@TownOfBarneswi.gov](mailto:sup1@TownOfBarneswi.gov)

**Supervisor:** Eric Neff - [sup2@TownOfBarneswi.gov](mailto:sup2@TownOfBarneswi.gov)

**Supervisor:** Paul Susienka - email: [sup3@townofbarneswi.gov](mailto:sup3@townofbarneswi.gov)

**Supervisor:** Jim Frint - [sup4@TownOfBarneswi.gov](mailto:sup4@TownOfBarneswi.gov)

**Barnes Ambulance & Fire Departments:**

**Director & Fire Chief: Brett and Brock Friermood**

email: [ambdirector@townofbarneswi.gov](mailto:ambdirector@townofbarneswi.gov)

email: [firechief@townofbarneswi.gov](mailto:firechief@townofbarneswi.gov)



## BARNES AREA CALENDAR OF EVENTS: JULY 2026



TBD - LAKE COUNTRY ATV CLUB MEAT RAFFLE - See Facebook Page

**Fri. Jul 3:** BAHA MUSEUM open 11:00 a.m. to 4:00 p.m. Steve Lynch: 425-318-0851

**Sat. Jul 4:** Town Offices Closed for 4th of JULY HOLIDAY

**Sat. Jul 4:** PANCAKE BREAKFAST 8:00 a.m. to 11:00 a.m. by the Christian Men's Club at Barnes Community Church 715-795-2195

**Sat. Jul 4:** 4TH OF JULY BAHA CONCESSION STAND & PARKING 10:30 a.m. to 1:00 p.m. outside Museum, corner of Lake Rd. & Cty Hwy N: 715-795-3065

**Sat. Jul 4:** TOWN PARADE 12:00 (noon) Route: Barnes Town Hall to VFW Post . The Parade Theme "Land of the Free and Home of the Brave". Everyone welcome to participate. Info Melissa S. 218-590-0456

**Sat. Jul 4:** FLAG RAISING CEREMONY following Town Parade at VFW grounds. Bar open 1:00 a.m. VFW Auxiliary food inside & Popcorn/Nachos outside 11:00 a.m. to 3:00 p.m. VFW & Auxiliary 715-815-7333 or 715-795-2402

**Sat. Jul 4:** RAFFLE, BAND, AND CONCESSIONS Held Barnes Wown Park, Sponsored by Ambulance and Fire Dept. Open 5:00 p.m. til dark

**Sat. Jul 4:** TOWN FIREWORKS at Dusk. Barnes Town Park on Hwy N in Town of Barnes. Refreshments at Town Park before & during Fireworks. Barnes EMS 715-795-2424

**Wed. Jul 8:** Barnes Are Food Shelf 9:00 a.m. to 11:00 a.m. at Barnes Community Church

**Fri. Jul 10:** BAHA MUSEUM open 11:00 a.m. to 4:00 p.m.. - Steve Lynch 425-318-0851

**Sat. Jul 11:** VFW POST 8329 CHICKEN BBQ 12:00 (noon) & VFW Auxiliary MEAT AFFLES 12:00 (noon) held at VFW Hall. 715-815-7333 or 715-795-242

**Thur. Jul 16:** BARNES AREA HISTORICAL ASSOCIATION (BAHA) Meeting 6:00 p.m. Zoom 715-795-3065

**Fri. Jul 17:** BAHA MUSEUM open 11:00 a.m. to 4:00 p.m. Steve Lynch 725-318-0851

**Sat. Jul 18:** ANNUAL MEETING of the FRIENDS OF THE EAU CLAIRE LAKES AREA 9:00 a.m. to 11:00 a.m. Barnes Town Hall. Roger Matin 641-590-1512 [eauclairefriends@gmail.com](mailto:eauclairefriends@gmail.com)

**Mon. Jul 21:** REGULAR TOWN BOARD Met 6:30 p.m., Barnes Town Hall 715-795-2782

**Tues. Jul 21:** GORDON BARNES GARDEN CLUB Garden Tour at Glensheen Gardens in Duluth and possible Rose Garden. Judy Wilcox 715-795-3247

**Fri. Jul 24:** BAHA MUSEUM open 11:00 a.m. to 4:00 p.m. - Steve Lynch 425-318-0851


**Sat. Jul 25** TBD: BARNES AREA HISTORIAL ASSOC ANNUAL SUMMER FESTIVAL 12:00 p.m. to 4:00 p.m. & BIG RAFFLE 3:00 p.m. Includes meat raffles, 50/50 drawings, food and everages. Held at Barnes VFW Hall Steve Lynch 425-318-0851

**Tues. Jul 28:** VFW POST 8329 meeting 6:00 p.m. VFW Hall John Skandel 715-815-7333

**Tues. Jul 28:** VFW POST 8329 AUXILIARY meeting 5:00 p.m. VFW Hall Tam Larson 715-795-2402

**Fri. Jul 31:** BAHA MUSEUM open 11:00 a.m. to 4:00 p.m. Steve Lynch 425-318-0851

**Fri. Jul 31: 2nd Half PROPERTY TAXES DUE !!** Payment must be sent to Bayfield County: Pay to the order of Bayfield County Treasurer, P.O. Box 397, Washburn, WI 54891



# OUR COMMUNITY

**WE ARE VERY CLOSE  
CHECK OUR FACEBOOK  
PAGE FOR UPDATES**

**Hoping to be open for the 4th**

**We will be selling  
premium, 91 octane fuel  
Available 24/7  
Pay at the pump**

**BARNES TRADING POST  
WILDERNESS INN**



**IF YOU'RE INTERESTED IN BECOMING A BOAT LANDING MONITOR, PLEASE STOP IN THE BARNES TOWN OFFICE TO PICK UP AN APPLICATION.**

## SENIOR MEALS

**Meal Reservation Line – (715) 373-3396  
Thursdays Only  
Barnes Town Hall**



**July 2nd**  
**Grill Chicken Sandwich**  
Lettuce, Tomato  
3 Bean Salad  
Potato Salad  
Apple Slice  
Whole Grain Bun

**July 9th**  
**Scallop Potatoes and Ham**  
Green Beans  
Pears  
Whole Grain Bread  
Cookies

**July 16th**  
**Turkey & Cheese Sandwich**  
Broccoli Cheese Soup  
Cottage Cheese  
Peaches  
Whole Grain Bun

**July 23rd**  
**Swedish Meatballs**  
Egg Noodles  
Glazed Carrots  
Lettuce Salad  
Pears  
Cake

**July 30th**  
**Alfredo Chicken**  
Linguine Pasta  
Steamed Broccoli  
Caesar Salad  
Fruit Cup  
Whole Grain

## “ TOPS “ TAKE OFF THE POUNDS

Want to start 2026 eating healthier while losing weight?  
Try **TOPS** to “ **Take of pounds sensibly** “

Meetings will be held at the Barnes Town Hall—Mondays, 8:30 a.m. to 10:00 a.m.  
There will be an open house February 9th at 9:30 a.m. **Come join us.**  
Florence Prickett - 715-816-0399



# 4th OF JULY CELEBRATIONS AND HAPPENINGS

## 4TH OF JULY FLY OVER UPDATE

Approx time for the 4th flyover is 11:30 a.m. Duluth is unable to come but Madison ANG will be here flying the F-35. Steve has requested to approach the parade from the west. Also follow Barnes VFW post 8329 for any updates or here and please share. Please send him any positive comments after the 4th that he can forward on to Madison to show our appreciation. These men and woman from the 115th ANG volunteer their time on a holiday to make this happen. They will be flying 24 different locations that day.

Steve Vanderburg, we can never thank you enough or repay you in anyway for the sacrifices you've made, or all the men and women who have served and paid a price in one way or another.

**THANK YOU** to the 115th Madison ANG

## 4TH OF JULY EVENTS



**PANCAKE BREAKFAST** 8:00 a.m. to 11:00 a.m. by the Christian Men's Club  
Barnes Community Church

**4TH OF JULY BAHAMAS CONCESSION STAND & PARKING** 10:30 a.m. to 1:00 p.m.  
Outside the Museum, corner of Lake Rd. & Cty Hwy N:

**TOWN PARADE** 12:00 (noon) Route: Barnes Town Hall to VFW Post .  
Parade Theme "**Land of the Free and Home of the Brave**".  
Everyone welcome to participate. Info Melissa S. 218-590-0456

**FLAG RAISING CEREMONY** following Town Parade at VFW grounds. Bar open 1:00 a.m. VFW  
Auxiliary food inside & Popcorn/Nachos outside 11:00 a.m. to 3:00 p.m. VFW & Auxiliary

**RAFFLE, BAND, AND CONCESSIONS** Held Barnes Town Park  
Sponsored by Ambulance and Fire Dept. Open 5:00 p.m. until dark

**TOWN FIREWORKS** at Dusk. Barnes Town Park on Hwy N in Town of Barnes. Refreshments  
at Town Park before & during Fireworks. Barnes EMS 715-795-2424



# 4th OF JULY CELEBRATIONS AND HAPPENINGS

## Barnes Ambulance & Fire Department Raffle



July 4th, 2026 @ 9:30pm  
Barnes Town Park



Tickets are \$10 each or 3 for \$25  
for your Chance to Win

- Centerpoint Hellion 400 Crossbow w/case
- Henry 30-30 Classic or \$650 Cash
- Bergara Hunter 30-06 or \$475 Cash
- Glock G17 9mm or \$450 Cash
- Benelli Nova 3 12ga or \$425 Cash
- Uberti 357 magnum or \$350 Cash
- Tisas 1911 US Army 45ACP or \$300 Cash

2 - Gen. Adm. Tickets (Entire Festival) to "Concert in the Corn"

4 - All Day Jump & Play Passes at "Metropolis Resort"  
\$200 Cash


2 - Club Level Milwaukee Brewers Tickets

4 - 18 Hole Rounds at Hidden Greens North

NEED NOT BE PRESENT TO WIN

MUST BE 18 TO PURCHASE

\*OUT OF STATE WINNERS ARE RESPONSIBLE FOR FIREARM TRANSFER\*



# 4<sup>th</sup> OF JULY CELEBRATIONS AND HAPPENINGS

## Barnes Trading Post- Wilderness Inn

Here's what the holiday weekend looks like at The Trading Post:

Breakfast starts EVERY DAY at 7 AM!

### Kitchen Hours

Tonight (Thurs): 7 AM–9 PM

Friday: 7 AM–10 PM

Saturday: 7 AM–8 PM

Sunday: 7 AM–9 PM

Saturday Reminder: Our kitchen will be closed from 12–4 PM during the parade, but we'll be outside grilling burgers & hot dogs! The kitchen will re-open 4-8 and the bar will have a hard close at 9 PM so our staff can enjoy the fireworks and festivities too.

As always, we ask for a little patience this weekend. Our local businesses are doing their best to serve a whole lot of people! A smile and a little grace go a long way, we appreciate you!!!!

We can't wait to see familiar faces, meet new ones, and be part of your Fourth of July tradition!!

## 🚒 WE ARE UP AND RUNNING 🚒



# 4th OF JULY CELEBRATIONS AND HAPPENINGS



"The 115th Fighter Wing is proud to join Cable in celebrating our nation's 250th anniversary with a July Fourth F-35 Lightning 2 flyover. As part of the nearly 10,000 Soldiers and Airmen of the Wisconsin National Guard, we stand ready to serve both our state and nation, right here in Wisconsin, and around the world. In conjunction with our nation's Freedom 250 initiative, this flyover honors the generations who have won and preserved our independence while paying tribute to the enduring support of Wisconsin communities that make our service possible."



## 4TH OF JULY IN CABLE

### JULY 4TH EVENTS

- **RED WHITE & BLUE PANCAKE BREAKFAST**  
7AM-10AM  
CABLE COMMUNITY CENTER
- **CARE 5K & 10K WALK/RUN**  
8AM - DOWNTOWN CABLE
- **4TH OF JULY PARADE**  
11AM - DOWNTOWN CABLE
- **CABLE & AREA LIONS PICNIC**  
NOON-2PM - CABLE TOWN PARK
- **FIREWORKS AT DUSK**  
CABLE TOWN PARK ~ LAKEWOODS  
BARNES TOWN PARK
- **TRADITIONAL PIG ROAST & MUSIC BY DJ TODD**  
4PM-7PM  
AMERICAN LEGION POST 487 - CABLE




WWW.CABLE4FUN.COM  
FOR MORE INFORMATION



# BARNES COMMUNITY CHURCH

Pastor Jon Hartman

WORSHIP HOURS  
10:00 a.m. Sunday



## *Bible Studies*

Every Tuesday at 10:00 a.m.  
*Everyone is Welcome*

3200 County Hwy N., Barnes, WI  
Phone: 715-795-2195

**BLESSED ARE WE  
AND OUR NEIGHBORS**

## **BARNES COMMUNITY CHURCH FOOD PANTRY**

The Barnes Food Pantry is open the 2<sup>nd</sup>  
Wednesday of each month from 9:00 to  
11:00 a.m. for persons living within 15 miles  
of the church.

Please bring identification

We are located at 3200 County Highway "N"  
Barnes Community Church.  
- For further information call - 715-795-

Serving households within 15 miles  
of the church  
and living in the zip codes of:

Barnes (54873)  
Drummond (54832)  
Gordon (54383)



*Please consider making a donation to  
The Barnes Food Shelf.*

*It is greatly appreciated.*



(For a map to the food shelf visit: [www.barneswi.com](http://www.barneswi.com))

## **SATURDAY, JULY 4TH**

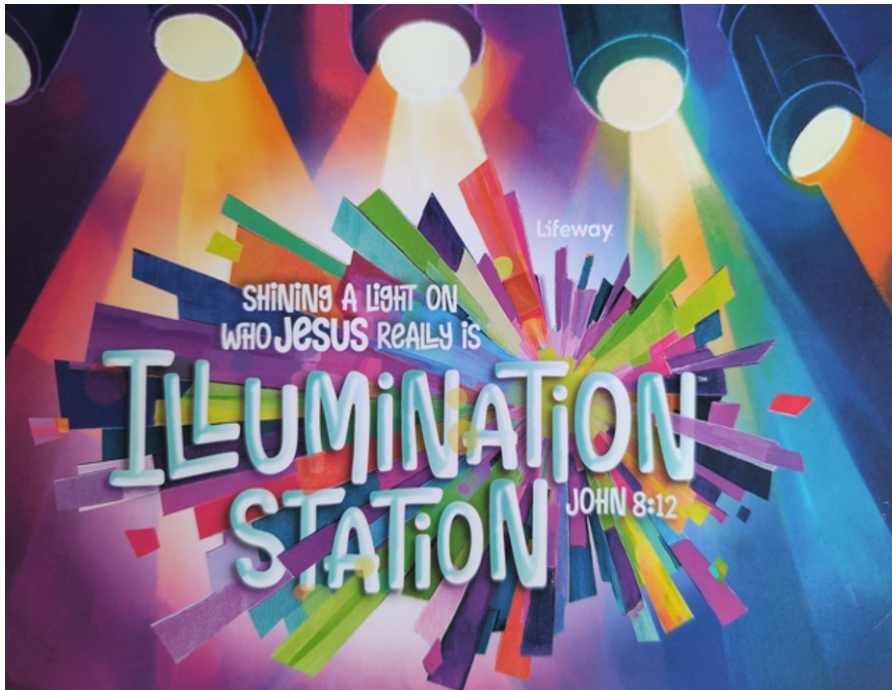
## **PANCAKE BREAKFAST**

8:00 a.m. to 11:00 a.m.

given by the Christian Men's Club

Barnes Community Church 715-795-2195

# BARNES COMMUNITY CHURCH



**V**acation  
**B**ible  
**S**chool

## BARNES COMMUNITY CHURCH SUMMER VACATION BIBLE SCHOOL

Theme – “Illumination Station – Shining a light on who Jesus Really Is”

**August 3-7, 2026 9:00 a.m. – Noon**  
Preschool through teens welcome!!!

For information and registration call the church 715-795-2195



I can do all things  
through Him  
who strengthens me.  
Philippians 4:13

# **BARNES COMMUNITY CHURCH**

Last fall the Mission Committee of the Barnes Community Church began a new local outreach program in the Barnes community. The Ramp Lending Program is designed to provide the use of an accessibility ramp to individuals who have a temporary need for a ramp. Temporary is considered to be 5 months or less with a possible extension. The program will provide borrower's time to determine a permanent solution to their situation (healing, building a permanent ramp, relocation, etc.). In addition to the BCC congregation, the program is available to residents of Barnes and those within five miles of Barnes.

Like giant Legos, the aluminum sections are modular and can be fitted to different configurations. Helping to navigate one or many steps, they are equipped with two sets of handrails and have a carrying capacity of 1,000 pounds. Potential sites will be evaluated on feasibility. No fee is charged for participation, and BCC members will assemble the ramp. A signed waiver is required.

Ramps have been installed on two sites where residents were recovering from surgery.

For information and an application form, contact the Barnes Community Church at: 715-795-2195



**We pray for those who are suffering, for those who are ill and injured and for those that are seeking peace within their souls.**

**You are not alone, nor will you ever be alone.**

**The Lord our God is always with us**

**His love is forever**

**God bless and keep each and every one of us.**

# CELEBRATING GOD AND AMERICA

## OUR 250 TH BIRTHDAY



God Bless America,  
Land that I love.  
Stand beside her, and guide her  
Thru the night with a light from above.  
From the mountains, to the prairies,  
To the oceans, white with foam,

God bless America, My home sweet home.

God bless America, My home sweet home.



"God Bless America" was written by the prolific American composer and lyricist **Irving Berlin**. Berlin originally composed the song in 1918 while serving in the U.S. Army during World War I. It was initially shelved, but he revised and published it in 1938 as the threat of World War II grew.

In 1938, with the rise of Adolf Hitler, Berlin, who was Jewish and had arrived in the United States from Russia at the age of five, decided to revive the song as a "peace song". It was introduced on an Armistice Day broadcast in 1938, sung by Kate Smith on her radio program.

The song became closely associated with Smith. Berlin made several changes to the lyrics; "to the right" was replaced with "through the night," and he added an introductory verse that Smith used in her performances: "While the storm clouds gather far across the sea / Let us swear allegiance to a land that's free / Let us all be grateful for a land so fair, / As we raise our voices in a solemn prayer."

In her first broadcast, Smith sang "that we're far from there" instead of "for a land so fair". The published sheet music of March 1939 reflected the revised wording.

The song is structured as a prayer, with introductory lyrics noting that "as we raise our voices, in a solemn prayer," and asks for God's blessing and guidance for the nation ("stand beside her and guide her through the night").

More than a patriotic anthem, it is a prayer asking God to guide and bless the nation, and it has encouraged Americans through times of celebration, crisis, and remembrance for generations.

### Why This Matters

The popularity of "God Bless America" reveals something important about the American story. Throughout much of our nation's history, Americans have understood that freedom, prosperity, and security are blessings that should never be taken for granted.

The song reminds us that while hard work, courage, and sacrifice are important, we ultimately depend upon God's guidance and favor.

**BARNES V.F.W. POST 8329**



**JULY 11th**

**LU PETE CELEBRATION OF LIFE  
CEDAR LODGE STEAKHOUSE**



**WE CAN NEVER REPAY YOU**





**PLEASE CONTACT  
VFW OR VFW AUXILIARY MEMBERS  
FOR ADDITIONAL INFORMATION.**

**LET'S "BRING" THEM HOME**



**THANK THEM ALL**




**LED MESSAGING**

**VFW is offering advertising on the LED messaging board**

**The sign can be rented by the week**

**For further information and rates please contact: Tam Larson at: 715-795-2402**

BARNES V.F.W. POST 8329



# BARNES VFW CHICKEN *Barbecue*

★ JULY 11, 2026 ★



BAR OPENS  
AT **11** A.M.



WE START  
SERVING  
AT **NOON**



*Thank You*  
FOR SUPPORTING  
OUR VETERANS!

Edit

PULL  
TABS



MEAT  
RAFFLES

*and  
MORE!*



★ *Great Food. Cold Drinks. Good Times. Great Cause.* ★





# CABLE AMERICAN LEGION POST 487



**AMERICAN LEGION POST 487**  
43495 Trail Inn Rd., Cable, WI 54821  
Phone: 715-798-4487



Here's What's Happening at Post 487 in Cable, Wisconsin:

### Cable American Legion Post Hours:

Open Tuesday-Wed-Thurs 3:00-10:00

Friday 3:00-11:00 pm

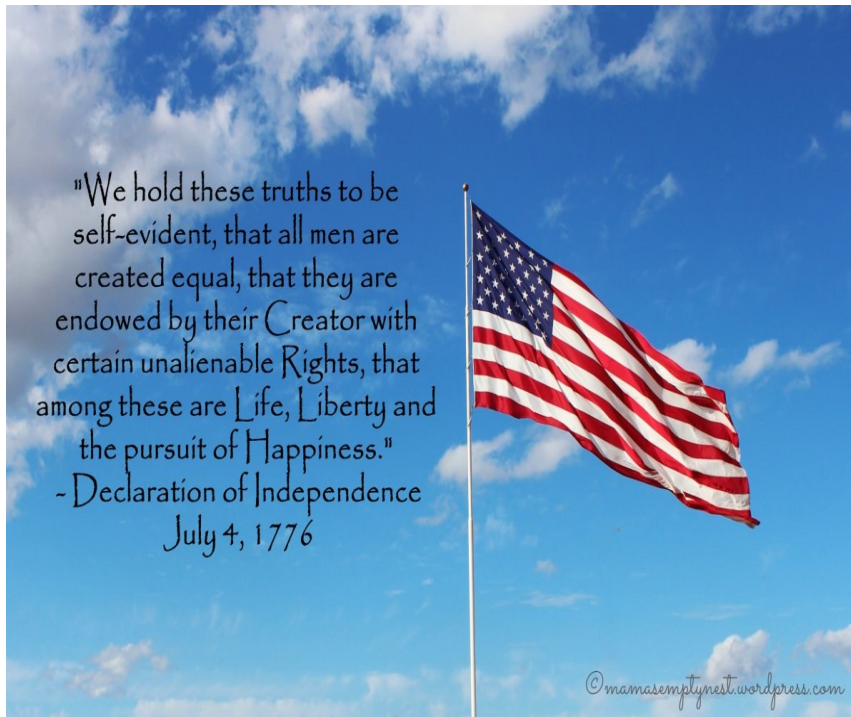
Saturday Noon-11:00 pm

Sunday Noon-8pm



**We're open to the public!**

- Homemade Pizzas & Hot Beefs Available Anytime (Tuesday-Sunday)
- Taco Thursdays Serving from 4pm-7:30pm
- American Legion Progressive 50/50 Raffle. Tickets can be purchased at Post 487 starting at 5pm with the drawing at 7:00pm. Come see what it's all about.
- Every Tuesday "Chaplin's Corner" 4:00-6:00 p.m. with Rev. Louis Holly



**"...AND I'M PROUD TO BE AN AMERICAN, WHERE AT LEAST I KNOW I FREE  
AND I WON'T FORGET THE MEN WHO DIED THAT GAVE THAT RIGHT TO ME "**

**Lee Greenwood**

## OUR COMMUNITY


# Barnes Town Park Playground Fundraiser

Donation proceeds will help upgrade the Barnes' Town Park playground equipment, making our playground a safe, inviting asset in our community!

*Plans include purchasing a large durable structure replacing the wood structure that was no longer safe, adding a toddler station and a picnic area.*



*\*Structures shown are examples.*



### *Donation Options:*

- *Payable online using QR code or go to [townofbarneswi.gov](http://townofbarneswi.gov), select yellow Donate button, "Other" option, type "Playground" in Notes.*
- *Checks payable to "Town of Barnes" adding "playground" in memo*

# AI\$ COMMITTEE OF THE TOWN OF BARNES

## EURASIAN WATERMILFOIL WE ARE COMING FOR YOU

Tomahawk Lake, Sand Bar Lake, Potawatomi Property Owners, Friends of Eau Claire Lakes Area:

July 6th is the day! The DASH boat will be moved to Tomahawk Lake and begin harvesting Eurasian Watermilfoil (EWM).

With the help of Friends of Eau Claire Lakes Area, Eau Claire Lakes Conservation Club, many volunteer mechanics, and generous contributions, the Town of Barnes Aquatic Invasive Species (AIS) Committee now have two diver assisted suction harvesters (DASH) boats.

Having two boats allows us to harvest multiple lakes at a time and be more effective before plants mature and begin to deteriorate. The challenge we face is getting enough divers, and volunteers to operate two boats at the same time.

If you'd like a ride on the pontoon while it is on Tomahawk Lake, our volunteer Mavis Gagne has offered a ride-along on days that she covers a shift. If interested, please reach out to [townofbarnesais@gmail.com](mailto:townofbarnesais@gmail.com), or Mavis directly at email [mavisgagne@gmail.com](mailto:mavisgagne@gmail.com).

Please review the attached schedules to see what days you might be available to help. Maybe you would like to see a lake you haven't been on before. Tomahawk and Sand Bar Lakes are smaller in scale, with fewer property owners but have a large population of Eurasian Watermilfoil. We also know that Breakfast Lake has EWM and that is being addressed for future harvesting. It is spreading throughout our lakes, and we intend to control the spread and protect our recreational opportunities.

**THIS IS THE MOST  
DANGEROUS WEEK  
OF THE YEAR FOR LOONS!**



**ALWAYS ASSUME LOONS  
WILL NOT DIVE OUT OF  
YOUR WAY!**

Adults won't dive when protecting chicks, chicks are hard to see and they can't dive out of the way. Watch ahead and give loons plenty of space!

Thank you Sally Pease for sharing

## OBITUARIES: Remembering Loved Ones Lost



### DENNIS JOHNSON

March 17, 1953 to May 9, 2026

Dennis L. Johnson, 73, of Drummond, passed away at home with his family by his side. He was born on March 17, 1953 in Iowa the son of Loren and Marian "Midge" (Berger) Johnson.

He graduated from DHS in 1971 and later attended University of Wisconsin in Superior. On June 13, 1985 he married June Bedard in Washburn, WI. He was the head of grounds and maintenance at the Drummond Schools for many years.

He also served on the Town Board, Water Board, Cemetery Board, Fire Department, and was part of the snowmobile club. He coached high school girls softball and basketball. He enjoyed hunting and fishing and camping. He was an active member of Great Divide Christian Center in Grand View. Most of all he enjoyed spending time with his family. He was known as "Grandpa T-Rex" and loved playing with his grandkids. He loved helping the people in his community.

He is survived by his wife, June; his sons, Dustin (Kristin) Johnson and Daniel (Carla) Johnson; his daughters, Jenny (Jeremy) L'Heureux, Sara Campbell, and Mickey Hall; 11 grandchildren and 9 great-grandchildren; a brother, Don Johnson; sisters, Diann (Ron) Nienajadlo and Darlene (Ed) Albrecht; and nieces and nephews.

He is preceded in death by his parents.

A celebration of life will be held at a later date.

The Frost Home for Funerals is assisting with arrangements.



SOMETIMES.....

OUR LOVED ONES HAVE PAWS

OUR DEEPEST SYMPATHIES FOR THE  
LOSS OF YOUR FURRY FRIEND



**Our sincerest apologies for  
anyone we missed.**

*Our thoughts and prayers are with you  
and your families in this time of sorrow.*

**If you have any information you would like us to  
share, please send to:**

**Julie (Friermood) Sarkauskas at:**

**[barnesnotesandnews@gmail.com](mailto:barnesnotesandnews@gmail.com)**

## OBITUARIES: Remembering Loved Ones Lost



### DONALD JAMES JALOWITZ

January 23, 1941 ~ April 20, 2026

Donald James Jalowitz, age 85, of Hayward, Wisconsin, passed away peacefully at his home. He was born on January 23, 1941, in Ashland, Wisconsin, to John and Helen Jalowitz. He graduated from Cable High School, then Northland College with a bachelors in teaching and went on to acquire his masters as well. Don dedicated much of his life to education and the people around him. He began his teaching career in 1963 at Cable High School and went on to teach in a wide range of settings throughout his career, including in Poland and even within the prison system. Locally, he also taught at Hayward Community Schools and Hayward's charter school, HACIL, leaving a lasting impact on countless students.

To many, Don was more than a math teacher—he was known as the “Banana Man.” Each morning before school, he would stop at the grocery store to buy bananas to hand out to students who came to school hungry or without breakfast. It was a simple act that spoke volumes about his generosity and the way he quietly cared for others. Even beyond the classroom, Don continued helping students by tutoring online, working with individuals across Wisconsin and into Minnesota. His passion for teaching and helping others never faded. He remained a tutor for HACIL until 2 weeks prior to his passing.

Don also took great pride in building his home in Cable—known to many as the “Porcupine Shack”—largely by himself. It stood as a reflection of his determination, work ethic, and independence. It not only served as his home but a quiet vacation spot for family gatherings, Birkie skiers and anyone who needed a place to stay, never asking for payment. On April 24, 1999, Don married the love of his life, Clara (Froemel) Jalowitz. Together, they shared a deep love of dancing, often traveling to different states just for the opportunity to “go dancing.” It was one of the many joys they shared side by side. Don had a unique way of connecting with people. He was known for asking others what their “Hallmark story” was—his way of opening a deeper conversation about life, faith, and whether they knew Jesus Christ. His faith was an important part of who he was, and he carried it into his everyday interactions with others.

Don is survived by his wife, Clara; his stepchildren, Brian Pejka, Carie (Shane) Tull, and Jim (Sherry) Pejka; grandchildren Jordan (Steve) Szemraj, Kellen (Giselle) Tull, Riley Tull, Halle Tull, Ben(Katline) Pejka, Zach Pejka great-grandsons Weston and Liam and nephew Bryan Jalowitz.

He was preceded in death by his parents, John and Helen Jalowitz and his brother Robert Jalowitz

Services were held for family and friends on Saturday April 25th

To order memorial trees or send flowers to the family in memory of Donald James Jalowitz, please visit the Pineview Funeral Home flower store.



# OUR COMMUNITY



Happy Birthday  
Happy Anniversary  
and  
Congratulations  
to everyone we missed

Roberta Mulder 5/6  
Sharon Hough Campbell 5/15  
Marie (Foat) Hughes 5/15  
Nadia Hough 5/24  
Arleyn Sarkauskas 5/24  
Kari Roesler Stepp 5/30  
Jayme Friermood 5/31  
Steve Roesler 5/31



Jacque Ince 6/8  
Kodi Friermood 6/10  
Kat Hanson 6/12  
Kevin Friermood 6/13  
Joni Sarkauskas 6/18  
Chris Hunter Dancker 6/20  
Janice Christenson 6/24  
Mike Frelichowski 6/25  
Courtney Friermood Liable 6/26  
Leandra Friermood 6/28  
Laurisa Richardson 6/28  
Cathy Schacht 6/28  
Matt Friermood 6/29

Linda Clark 7/1  
Steve Vanderburg 7/5  
Bill Friermood 7/6  
Vanessa Sarkauskas 7/8  
Joyce Friermood 7/10  
Lisa Rae DiPlacido 7/10  
Bill Sarkauskas 7/15  
Bill Friermood Sr. 7/16  
Nate Stepp 7/17  
Julie Vanderburg 7/18  
Sean McCaughn 7/20



# LOCAL ESTABLISHMENTS

## ANGIE'S



## Koffee Kup

### HOURS:

7:00 a.m. to 2:00 p.m. Wed—Sunday  
Closed Mondays & Tuesdays

WE HAVE A NEW MENU  
INCLUDING KIELBASA  
SKILLETS AND OMELETS

**SUNDAY, JULY 5TH  
BREAKFAST BUFFET  
COME JOIN US**


**THE RESTAURANT WILL BE CLOSED  
SATURDAY, JULY 4TH**

**WE WILL BE SERVING ICE CREAM AND  
BLOODY MARY'S DURING THE  
PARADE**



CHECK OUT OUR  
HOMEMADE SOUPS & CHILI

Find us on Facebook: The Koffee



## Deer Grove Resort

On Upper Eau Claire Lake  
Jeff and Maureen Fullington  
Owners

3225 Deer Grove Road  
Barnes, Wisconsin 54873

715-795-2526  
715-235-9741

deergroveresort@charter.net  
deergroveresort.com



3893 County Hwy N  
Barnes, WI 54873

715-795-2155

Tiffanyssalon@hotmail.com

Full Hair Salon / Redkin Products

Monday - 9:00 AM - 5:00 PM  
Tuesday - 9:00 AM - 5:00 PM  
Wednesday - 9:00 AM - 5:00 PM  
Thursday - 9:00 AM - 5:00 PM  
Friday - 9:00 AM - 5:00 PM  
CLOSED Saturday and Sunday

Hours:

Tuesday: 3pm-10pm

Wednesday—Sunday: 11a.m to Close

**CLOSED MONDAYS**

**TRY OUR SOUPS**

6935 County Hwy N, Barnes, WI 54873  
715-795-2000

**CHECK OUT OUR CLOTHING**

## NIGHTLY SPECIALS

**5PM-10PM**

**Sunday** AYCE Hand-Breaded Shrimp \$14.99

**Tuesday** 1/4# Burger Baskets \$6.99

**Wednesday** Steak Sandwich \$14.99

**Thursday** Taco Thursday \$3.00

**Friday** AYCE Fish Fry \$14.99

**Saturday** Ribs! Half Rack \$13.99 | Full Rack \$16.99



# BARNES AREA HISTORICAL ASSOCIATION (BAHA)

## THE BARNES MUSEUM

OPEN MEMORIAL WEEKEND THRU LABOR DAY

**Closed for Season - call for appointment**

WE ARE STILL LOOKING FOR VOUNTEERS !!

Located on the corner of Hwy N and Lake Road  
Check the BAHA website for any upcoming events  
(<http://bahamuseum.org/>)

Follow us on Facebook



### **Barnes Area Historical Association, Inc.**

**Barnes, WI 54873**

Barnes Area Historical Association, Inc. (BAHA) was established in 2005 by area citizens who are dedicated to preserving the history of the Barnes Area through education and preservation.

The Barnes area consists of the Town of Barnes and includes the areas of: Brule, Cable, Drummond, Gordon, Hayward, Highland, Iron River and Solon Springs.

The BAHA monthly board meetings are usually held on the third Thursday of the month at 9:00AM in Barnes at the VFW Hall on Lake Road. All BAHA members are encouraged to come to these meetings and participate in the discussions.

Our first and foremost project will be to continue to plan for our history center.

The Annual Meeting is held on the third Thursday in October of each year at the VFW Hall.

We have our 501 (c) (3) number and are a valid non-profit organization.

Any donations made to BAHA are tax deductible.

We invite everyone to join BAHA and participate in our projects. Members do not need to be current or former residents of Barnes.

Single yearly membership - \$15.00;

Family or couple yearly membership - \$25.00

Other membership categories are available upon request

## **Secretary Contact, PENDING**

### **SPONSORED EVENTS: Stay tuned for Dates**

- **Summerfest / Raffle**
- **Winterfest and Big Cash Raffle**
- **ODHA**
- **Gordon MacQuarrie Pilgrimage Tour**

BAHA is the sponsor of the Old Duck Hunters Association Circle (ODHA)

## BAHA T-SHIRTS

## DECISIONS IN THE WORKS FOR POSSIBLE NEW DESIGNS

### **BAHA MUSEUM GIFT SHOP CALL FOR APPOINTMENT**

**GIFT SHOP COORDINATOR:**  
**Sally Pease**

Are you looking for a special gift for a Birthday, Anniversary, Get Well, Thank You, or other occasion? Be sure to check out the new display of items in the Gift Shop. You'll find a wide array of interesting items for all ages:

- clothing items
- wood crafts
- a range of books by MacQuarrie, Ojibwe authors, and local writers
- Barnes Centennial glassware and other items
- note cards
- walking sticks
- items for the home and outdoors; and much more

There are practical items, decorative items, items linked to the history of Barnes, and some that will be "just plain fun" to own!

Whether it's a gift for YOU...or a gift for OTHERS...you're sure to find the perfect choice! Come and Explore!

Here's a peek at some of what you'll find when you visit!





## BARNES AREA HISTORICAL ASSOCIATION NEWS

As the renovation of the Pease One-Room Schoolhouse keeps moving ahead, we continue to search for early schoolhouse items to complete our "replica early 1900s classroom room" within a portion of the building. Artifacts related to all of Barnes' early schoolhouses will be displayed throughout the building, along with historical documents, photographs, collected memories, etc. Our hope is to educate and inspire an understanding of what "life within these schools" was like for students, teachers, and community members.

\*\* If you have any items that might be in need of a "new home", please let me know. They will be warmly welcomed into our schoolhouse and greatly appreciated! I will happily arrange to pick up any items and cover any costs that might be involved. If you have any relevant items that are not on our list, please let me know. I'd be interested in learning more about them!

Updated list of Items being sought for the Pease One-Room School:

- Early US Flag [for wall mount with pole]
- Hand-held slate boards; Erasers & box of chalk
- Old textbooks – K-8 grade levels [pre-1940]
- Water dispenser [5 gal. pottery with spigot or similar]
- Table model, battery-powered Radio [for "School On the Air" programs]
- Lunch buckets, pails, boxes
- Globe [pre-40s would be interesting - we have one dated to the 70s]
- Cursive writing scroll and other classroom teaching resources
- Small teacher's desk or table
- Two full body mannequins: one adult female [for the schoolhouse teacher; one elementary age child/student]
- Early 1900s garments [dress for the teacher; daily school clothing/wear for a young girl or boy. Written "memories" Yours, or stories from your parents, your grandparents of "The One-Room School house Days"...as a student, as a teacher; traveling to school; recess games; rules & responsibilities; favorite subjects, etc.

**Thanks for your help!**



Flower & LIL' Stinker are still working on their spring adventures and will share as soon as they are back.

Stay Tuned



**BARNES FIRE DEPARTMENT and AMBULANCE**  
5005 County Hwy N, Barnes, WI 54873  
715-795-2424 for Non Emergency Calls

**FIRE DEPARTMENT:**

**Fire Chief** - Brock Friermood [brockFriermood@TownOfBarnesWI.gov](mailto:brockFriermood@TownOfBarnesWI.gov)

**Assistant Chief** - Richard Renz

**Volunteer Members:**

Damian Von Frank  
Mitch Christenson  
Leevi Frint  
Jaxston Glinski  
Whitney Jeanetta  
David Johnson  
Jeff Jordheim  
Jennifer Peterson  
Josh Peterson

Ben Roecker  
Parker Roecker  
Jacob Schiess  
Greg Strasser  
Jeff Stumpf  
Reid Welhaven  
Riley Welhaven  
Jackson Hinkel  
Jay Fahner  
Marlo Sumner



**AMBULANCE SERVICE:**

**Ambulance Director/Volunteer:** Brett Friermood at: [brettFriermood@TownOfBarnesWI.gov](mailto:brettFriermood@TownOfBarnesWI.gov)

**Assistant Director** - Sonja Von Frank

**Full Time EMT's:**

Kaylee Silverness and Jake Coleson

**Volunteer Members:**

Les Luder  
Sarah Juleff  
Tom Renz  
Hallie Skweres  
Tiffany Smith  
Robin Friermood

Brock Friermood  
Jordan Friermood  
Damian Von Frank  
Richard Renz  
Brandon Friermood  
Jake Coleson



**WE CAN'T THANK YOU ENOUGH FOR YOUR DEDICATION TO KEEPING OUR COMMUNITY SAFE**





# BARNES BOOK CLUB

**May Book: The Serviceberry**  
**by: Robin Kimmerer**

**It's time to work on the July - November selections so bring your ideas**

**We meet the 4th Monday of each month at 1:30 p.m. at the Barnes Town Hall.**

**Anyone is welcome to join our sharing sessions, all you have to do is show up.**

**Books are available at the Hayward Community Library, just ask at the desk for the Barnes Book Club selection.**

## GENEALOGY

It is so important to have a connection with your family tree. Not only does gathering information make it easier for your children to pick up the process, it will spark something in you that you didn't realize you were looking for. Start with your immediate family, branch to your grandparents and then just keep reaching further back.

Several websites are out there to help start your project:

**Order your starter kits from: [easygenie.org](http://easygenie.org)**

Start your Family Tree Today.  
Don't wait!

Your loved ones won't always be  
there to tell the stories and provide  
the information.

[Ancestry.com](http://Ancestry.com)  
[Genealogy.com](http://Genealogy.com)  
[MyHeritage.com](http://MyHeritage.com)  
[FamilySearch.org](http://FamilySearch.org)  
[GenealogyBank.com](http://GenealogyBank.com)



**TRUST ME  
IT'S WORTH IT !**

## TRAVELING THROUGH THE GENEALOGY WORLD

**Here you go:** A more exciting way to learn and track your ancestors experiences and their ways of life

Genealogy often begins with records—birth certificates, census data, and dusty archives—but there's another way to connect with your past that doesn't involve staring at documents. Traveling to the places where your ancestors lived can provide an entirely new dimension to your family history.

Walking the same streets, visiting the same churches, and seeing the same landscapes can bring the stories you've read about to life. It's one thing to know where your great-great-grandfather lived; it's another to stand on the ground where he built his home.

When you walk the streets your ancestors once knew, you gain a unique perspective on their lives. Did they live in bustling urban centers, or were they surrounded by farmland? Did they live near a port, or were they nestled in the mountains?

By understanding their geography, you can start to answer bigger questions: Why did they move? How did their environment shape their professions and lifestyle? Travel turns those vague historical facts into tangible experiences.

See Next Page

# GENEALOGY

## TRAVELING THROUGH THE GENEALOGY WORLD *(continued)*

### Why Visiting Your Ancestral Hometown Changes Everything:

There's a big difference between learning about your family history and truly experiencing it. When you visit the towns and regions where your ancestors lived, you get a sense of their daily lives in ways that documents can't capture. The texture of the cobblestones they walked on, the smell of the local market, the view of the mountains in the distance—these are the sensory details that bring their world into sharper focus.

Imagine visiting a small village in Italy where your great-grandparents were born. Sure, you've seen the name in family records, but standing there, with the sun setting over the terracotta rooftops, you can almost feel what it must have been like for them. These moments can provide insights into your family's decisions, like why they chose to leave their homeland or how their surroundings influenced their values and traditions.

### Piecing Together the Past with Local Archives and Landmarks

Traveling to your ancestral hometown can also open doors to local archives and resources that aren't available online. Small town hall records, parish books, or even local museums might hold details that fill in gaps in your family tree. In many cases, these records are written in the native language or dialect of the region, making it a bit of a challenge to decipher, but the reward can be invaluable.

Take, for instance, a traveler who visited a rural village in Poland, looking for clues about her great-grandfather. A stop at the local church uncovered baptism records that mentioned previously unknown relatives. Even more surprising, the church itself was the same one where her ancestors had been married. Standing in that space, where generations of her family had gathered, made the research feel personal and profound.

### Landmarks that Hold Generational Memories

In many towns, historical landmarks are key to understanding how your ancestors lived. Visiting a factory where your great-grandfather worked, or the schoolhouse where your grandmother learned to read, can turn these names into real people with real lives. These landmarks act as touchstones, bringing you closer to the experiences of those who came before you.

### Retracing Migration Routes and Family Journeys

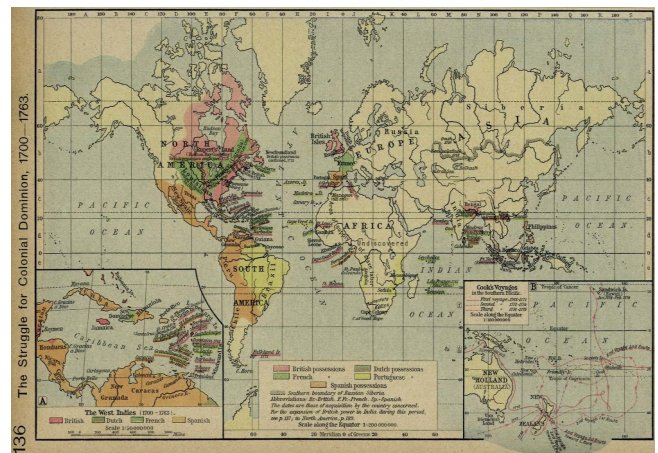
Many families have stories of migration, whether it's crossing an ocean or moving from one region to another. By traveling along the same routes your ancestors took, you can gain a deeper appreciation for the challenges they faced. Visiting ports, old train stations, or border crossings can help you understand the magnitude of their journey—why they left, what they carried with them, and what they left behind.

Imagine following your ancestors' journey from Ireland to the United States. You might start in a coastal village in Ireland, standing at the very docks where they boarded the ship. Then, visit the immigration centers where they arrived—Ellis Island, for example—and read their names in the records. As you walk through these historical spaces, you begin to piece together the emotional and physical toll of migration. It's not just about the distance they traveled, but the lives they left behind.

### How Migration Shapes Family History

Migration is often a turning point in family history. Whether it was driven by economic hardship, war, or a search for better opportunities, these journeys mark a significant shift in a family's story.

Understanding the full scope of your ancestors' migration, from their reasons for leaving to the challenges they faced upon arrival, can provide a deeper context for your family's trajectory.



# GENEALOGY

## TRAVELING THROUGH THE GENEALOGY WORLD *(continued)*

### Connecting with Distant Relatives

One of the most surprising outcomes of traveling for genealogy research is the possibility of meeting distant relatives. If your family stayed in touch with relatives overseas, visiting the ancestral hometown might give you a chance to meet people who share your bloodline but live in an entirely different part of the world. Even if your family lost contact generations ago, local residents might still remember your family name or know of distant cousins living nearby.

While this might seem like a long shot, it's not uncommon for travelers to find distant relatives they never knew existed. A simple visit to a local town hall or church might result in an introduction to someone who shares your surname and can trace their lineage to the same ancestors. These connections often lead to long-lasting relationships, bridging the gap between continents and generations.

### How Professional Genealogists Can Help Make the Connection

If finding living relatives feels overwhelming, a professional genealogist can be an invaluable resource. They have access to international records, databases, and local contacts that can help you locate long-lost family members. Whether you're looking for living relatives or piecing together branches of the family tree, a genealogist service can make sure no stone is left unturned.

### What Travel Teaches You About Your Family's Culture and Traditions

One of the most enriching parts of traveling for genealogy research is discovering the cultural traditions that shaped your family. Whether it's the local cuisine, religious practices, or folk music, experiencing these traditions firsthand can bring a sense of pride and connection to your heritage. You might find that some of these traditions have been passed down, while others were lost along the way.

For example, you might visit your ancestral town in Spain and discover that the way your family celebrates certain holidays has deep roots in regional customs. By tasting the local dishes, attending festivals, or visiting sacred sites, you gain a better understanding of your family's values and way of life.

### Why Cultural Exploration Is Just as Important as Historical Records

Culture is often the thread that binds families together. While records can tell you where your family came from, it's the cultural practices, foods, and traditions that give you a sense of what their lives were like. By immersing yourself in your ancestral culture, you not only learn more about them, but you also bring part of that heritage back into your own life.

**LOOKING FOR A  
GIFT ??**

**GIVE  
ANCESTRY**



Our sister Debbie worked on the Friermood history starting in 1996 and when she passed in 2003, I thought, I'm going to "finish" it for her. LOL LOL !! There is NO such thing as finishing it. Within a few hours I was hooked. Hooked to the point I went back to 1742 when our Great, Great, Great, Great, Great, Great Grandfather, Mathias Friermood came here from Germany. Then the fun really began.

I was at a standstill because everything after that was in German and/or Germany so I hired a Genealogist from Utah to dig in deeper for me. He managed to gather some great information through micro-film records.

Come to find out, Mathias Friermood ran away from Germany taking his Godfathers name of "Freyermuth" so he couldn't be followed / tracked as you needed to have government approval to leave the country in those days. I in turn learned that our last name is actually "Diethler" and not "Friermood". However, "Friermood" means "**free mind—free spirit**". I believe those of your that know us, would agree that "Friermood" fits us way more appropriately than "Diethler".

**You will never know what you can find if you don't try!!!!**

**Have fun**

# GENEALOGY

## TRAVELING THROUGH THE GENEALOGY WORLD *(continued)*

### How to Prepare for a Genealogy-Focused Trip

Planning a trip to trace your ancestral footsteps requires a bit of preparation. Before you go, research the areas where your ancestors lived, and identify any local archives, churches, or landmarks you might want to visit. Make sure to bring copies of important documents—birth certificates, marriage records, and family photos—so that you can compare them with local records. If language barriers are a concern, consider hiring a translator or working with a professional genealogist to smooth the process.

- Research the towns and villages where your ancestors lived.
- Make a list of local archives, churches, and landmarks to visit.
- Bring copies of family records and photos to compare with local data.
- Consider hiring a local guide or professional genealogist for assistance.




With the right preparation, your genealogy-focused trip can be both meaningful and productive. Not only will you deepen your understanding of your family's history, but you'll also create memories that bring those long-ago stories into the present.

Traveling for genealogy isn't just about finding new records—it's about walking in the footsteps of those who came before you. It's about feeling the connection between the past and present, and realizing that, even though generations have passed, you're not so different from your ancestors after all.

## The \_\_\_\_\_ Family

# IMMIGRATION JOURNEY

**Where in the world is your family originally from?**  
Draw your family journey on the world map.



Draw a line from one of your ancestor's places of origin to where they first settled in the United States. (The location doesn't need to be exact.)

On the line, write the approximate date your ancestors came to the United States.

List other interesting facts you might know about your family's immigration story (why they left their home to come to the United States).

The logo for the National Archives, featuring an eagle with wings spread, perched on a scroll, with the text "NATIONAL ARCHIVES" below it.

28

# OUR COMMUNITY

## FRIENDS OF TOMAHAWK LAKE PARK

Please contact:

[tomahawklakepark@gmail.com](mailto:tomahawklakepark@gmail.com)

for future events and information

### THE DRUMMOND LIBRARY



Free Wi-Fi throughout the building

#### HOURS:

Monday: Closed

Tuesday: 10-5

Wednesday: 10-5

Thursday: 10-6

Friday: 10-5

Saturday: 9-1

Sunday: Closed

ADDRESS: 14990 Superior St, Drummond, WI 54832

PHONE: (715) 739-6290




### DRUMMOND LAKE CAMPGROUND Drummond, WI

IF YOU NEED HELP WITH RESERVATIONS—  
PLEASE GO TO OUR SITE, CALL OR EMAIL US  
ANYTIME!

DRUMSITEWI@GMAIL.COM / Phone 715-739-6290  
DRUMMONDLAKECAMPGROUND.COM

JUSTA FRIENDLY REMINDER:  
WE DO NOT TAKE ADVANCE RESERVATIONS FOR  
THE NEXT YEAR. EVERYONE HAS THAT  
OPPORTUNITY THE FIRST BUSINESS DAY AFTER  
THE NEW YEAR.

THANK YOU TO ALL OF OUR TOWN CREW,  
CONTRACTORS AND LOYAL CAMPERS FOR  
MAKING THIS HAPPEN.



## BARNES RED HAT

Our next gathering is  
May 13th at Patti's Dockside  
Lake Nebagamon  
12:00 noon

For venues outside of the area, if you need a  
ride, please meet at the Barnes Town Hall by  
11:45 or sooner



## OUR COMMUNITY

**Gordon-Barnes Garden Club**

**April 2026 Meeting**

For more information please contact: Kay Erdahl

Email: [kayerdahl@gmail.com](mailto:kayerdahl@gmail.com) or Phone: # 507-254-9931

Follow us on Facebook: [gordonbarnesgardenclub@facebook.com](https://www.facebook.com/gordonbarnesgardenclub)

**UPDATES FOR OTHER MEETINGS AND EVENTS  
WILL BE IN THE AUGUST ISSUE**



### Drummond Park Pavilion Update!

Sharing a few photos showing the progress on the new Drummond Park Pavilion. As you can see, the project is really starting to come together!

The heavy timber structure is complete, the roof is on, and work continues on the enclosed serving area and bathrooms, and the finishing details. We couldn't be happier with how this beautiful building is turning out. It will be a tremendous addition to Drummond Park for community events, family gatherings, and visitors for many years to come.

Please note: The pavilion is still under construction and is NOT available for public use at this time. We ask everyone to stay out of the construction area while contractors finish the remaining work and the site is made safe.

A big thank you to everyone for your patience and support throughout this project. I will continue to post updates as we get closer to completion, and we can't wait to officially welcome everyone to the new pavilion and Drummond Fire & Rescue Annual Firemen's Picnic August 8<sup>th</sup>

715-558-2017

Call today  
for a new  
roof!



# HAYWARD ROOFING

A division of Local Roofing, LLC

GAF



[www.HaywardRoofing.com](http://www.HaywardRoofing.com)

Licensed. Insured. Awesome.  
We also appreciate referrals!



STAY TUNED FOR OUR NEXT REMINSCING

WE NEED YOUR REMINSCING STORY!!!

MEMORIAL DAY

MONDAY, MAY 25

A time when we must honor and remember our fallen.

Without them, we would not have the freedoms and security that we have.

NEVER FORGET what they sacrificed for us and this country.

WE CAN NEVER THANK THEM ENOUGH OR REPAY THEM IN ANYWAY.

GOD BLESS



MORE MEMORIES TO COME

The Barnes Trading Post

Barnes VFW Post 8329

Pease Resort

The Cabin Store

The Enchanted Inn

Hilltop Bar and Grill (Fresh Air Post office)

Boulder Lodge

Tracks Inn

Formerly - Doorn's; Sages; Grilley's

Robinson Lake Bar (Fahrner's Resort)

Sand Point Supper Club

BAHA Museum (Northwoods Tap, Red White and Blue; Goetz's; Millers)

Barnes Town Hall

Mammosier's Sunset Resort

Ellison's Resort & Sylvia's Tavern

Tiffany's Salon (Debbie's Hair Design)

Jim Johnson Construction

Georgia's (Skoglunds)

Lyndale Bay Resort

Tall Pines Bar and Grocery

Traut's Resort

Frontier Supper Club

Cheesie's Lakeview Resort





Wilderness Inn  
Come stay with us!!!  
Family owned & operated  
for over 40 years

*Wilderness Inn*

8 Units Available  
Wine - Dine - Recline

Nadia and Elliott Hough

WE HAVE A LOT  
GOING ON  
CHECK US OUT ON  
FACEBOOK

Join us for Breakfast  
Lunch Dinner & Drinks



- ATM - Credit Cards - WIFI Available -

**Restaurant Hours:**  
Open 7 Days a Week at 7:00 a.m.



[www.barnestradingpost.com](http://www.barnestradingpost.com)

Find Barnes Trading Post on Facebook  
4170 Cty. Hwy. N, Barnes, WI 54873  
Phone: 715-795-2320

*THE WINDSOR*

50750 Outlet Bay Rd  
Barnes, WI  
715-795-2315



*THURSDAY BANGO*

Tuesday - Saturday  
4:00 p.m. - 10:00 p.m.

Join us for Sunday Omelet Bar 9 - 12

**Del Jerome  
DBA Jerome Excavating, LLC**

Small loads of gravel, topsoil & rock  
Stump Removal  
Mini Excavator, Skid-steer, Small Dump Truck

715-739-6245 or 715-580-0216

9185 Cty Hwy N

Drummond, WI 54832

Email: [deljerome@cheqnet.net](mailto:deljerome@cheqnet.net)



**FREE ESTIMATES  
BONDED & INSURED**

*APRIL CROSSWORD ANSWERS*

A	M	U	S	E		M	S	G		C	H	A	T	
W	A	L	E	D		A	K	A		A	R	A	B	Y
N	O	T	Q	U	I	T	E	B	O	D	E	R	E	K
E	R	R			N	E	T		N	E	S	T	L	E
D	I	A	M	O	N	D	C	O	U	N	T			
			E	D	S		H	A	S			A	D	O
P	H	O	T	O		P	Y	R	E		S	C	O	W
R	E	V	E	R	S	E		E	S	S	E	N	C	E
O	R	E	S		W	A	R	D		P	R	E	S	S
D	E	N			I	L	E		I	I	I			
			F	I	V	E	P	A	S	T	F	O	U	R
S	C	A	R	C	E		O	B	I			R	T	E
T	H	R	E	E	T	I	M	E	S	T	H	R	E	E
A	I	M	E	D		R	A	T		B	A	I	R	D
R	A	Y	S			E	N	S		A	N	N	O	Y



**HONOR ALL VETERANS**



# PET PAGE



## MAKE SURE YOU HAVE YOUR PET'S MEDS AND SHOTS UP TO DATE !!

This year is no different than any other so please be sure your pet's shots are up to date, including Lymes, make sure their license is current and that the rabies tag is on their collar. Check the Town of Barnes leash and public area laws to keep your dog safe. If you're just moving to the area, your dog must be on a leash when walking or in public, and, you must have a local License tag. Visitors, please keep your tags up to date and your pet on a leash. You can get the license applications at the Town of Barnes office. Reminder: Kitties need their rabies, distemper, lymes shots and frontline/collars too! (even if they're inside kitties.) SERESTO IS A FANTASTIC PRODUCT FOR CATS AND DOGS .

**PLEASE** remember to walk with your dog on the ditch side of you. Walk against traffic and allow room for the passing cars. It's for their safety

### NORTHLAND VETERINARY SERVICES

Dr. Monica Brilla # 715-372-5590  
8560 Topper Rd, Iron River

### HAYWARD ANIMAL HOSPITAL

# 715-634-8971  
15226W Cty Rd B, Hayward



### NEVER

- Leave your dog unattended in direct sunlight or in a closed vehicle
- Leave your dog unattended in a hot/cold, parked car
- **NEVER** Leave them outside if it's too cold for you!

### ALWAYS

- *make sure your dog has access to fresh cool water.*
- *All dogs should have proper identification at all times. (Tags: name, address, phone number, rabies shots, etc.)*
- *It's best to have your dog chipped—IT'S WORTH IT*



**PAY ATTENTION TO YOUR BABIES NEEDS** - We're not out of the woods yet! As it is when it's hot, the cold can do some damage to your puppies paws when walking on the ice and snow.

Leaving animals outside is nice during mild weather, but **PLEASE**, do not leave them out in the cold. If you feel you don't have a choice.....**YOU DO! FIND ONE**



**ITS THAT TIME OF YEAR AGAIN!**



## ADOPT !!!

### Northwoods Humane Society

10812 N. O'Brien Hill Road  
Hayward, WI 54843

Phone: 715-634-5394

Hours:  
Tuesday through Saturday  
11:00 a.m. to 3:00 p.m.

## PLEASE REMEMBER...

Pets are not just presents or toys

**THEY ARE A LIFETIME**



Our babies love us without condition. They help us without effort. They heal our hearts and spirits and **NEVER** ask for anything in return, except LOVE.....

**GIVE LOVE BACK TO THEM**



**GOD  
BLESS  
OUR  
CANINE  
VETS**





# PET PAGE EXTRA



## JUST A REMINDER WHEN YOU ARE ADOPTING A PET:



PLEASE TAKE THE TIME TO MEET THE SCARED ONES, THE SHY ONES, THE ONES THAT DON'T STICK OUT TO YOU, THE ONES WITH THE BORING COLORS OR MISSING LIMBS, THE OLDER ONES, THE FRAIL ONES. **THEY HAVE NOT GIVEN UP.** THEY JUST NEED YOU. AND MAYBE YOU JUST NEED THEM TOO.



When you see animals in need, please help them instead of hoping someone else will.  
**You are someone.**



Some dogs don't just love you — they *heal* the parts you never talk about.

In memory of  
your beloved pet

When a pet crosses  
The Rainbow Bridge  
Life starts over fresh and new  
But something there is missing  
They're waiting there for You



**ALWAYS  
SUPPORT OUR  
TROOPS**



# SUPPORT OUR CLUBS

## ANCHOR YOUR BOATS HERE



### STORAGE FOR:

Personal Items, Boats, Pontoons, ATV's,  
Snowmobiles, Personal Watercraft and  
Dry Indoor Storage  
PLUS  
Winterizing and Cleaning Available

J&M Storage

Jeff Johnson

53060 Hwy 27

Barnes, WI 54873

Phone: 612-803-0775

## BARNESTORMERS

**Barnes WI Snowmobile Club**

**We would love to have you!!!!**

Check us out on Facebook

### OFFICERS:

- **President:** Elliot Hough
- **Vice President:** Craig Willert
- **Secretary:** Bobbie Stein
- **Treasurer:** Shawndel Spader

## LAKE COUNTRY ATV CLUB

### NEW STORAGE BUILDING UP AND RUNNING

Town of Barnes Industrial Park.

We'll keep you posted on any new updates and events!

### THANK YOU

for supporting the Lake Country ATV Club

### OFFICERS:

- **President:** Kelly Webb
- **Vice President:** Megan Stumpf
- **Treasurer:** Bill Webb
- **Secretary:** Maureen Fullington



## LAKE COUNTRY ATV CLUB

3025 East Shore Road  
Barnes, WI 54873



### Dues:

Commercial \$ 25  
Family \$15  
Single \$ 10

Kelly Webb, President  
Vice President: Jeff Johnson  
Treasurer: Bill Webb  
Secretary:

IT'S TIME TO TAKE  
AN INTEREST IN OUR  
TOWN !

GET INVOLVED  
JOIN A CLUB  
HELP MONITOR OR  
CLEAN UP THE BOAT  
LANDINGS

WRITE TO THE TOWN  
OFFICE WITH YOUR  
CONCERNS OR SEND  
THEM TO ME.

WE NEED YOUR HELP  
WE CAN'T DO IT  
ALONE  
WE NEED YOU TO  
CARE

Pat & Kara Foat - Owners  
Jct. County Y & Lake Road  
Barnes, WI 54873  
715-795-2561

# P.J.'S

TRAIL PASSES  
AVAILABLE

## CABIN STORE

WELCOME  
HUNTERS &  
FISHERMEN

Authorized licensed  
"Recreational Vehicle  
Registration Center"

### SPRING HOURS

**Store Hours:**  
Sun-Thurs 7am to 6pm  
Friday-Sat 7am to 7pm

**Bar & Kitchen Hours:**  
**Monday & Tuesday**  
Bar: 10am to close  
Kitchen: 11am-5pm

**Wednesday:**  
Bar: 12pm to close  
Kitchen: Closed

**Thursday:**  
Bar: 10am to close  
Kitchen: 11am-6pm

**Friday-Saturday-Sunday:**  
Bar: 10am to close  
Kitchen: 11am-9pm

HUNTING & FISHING LICENSES  
INFORMATION STOP \* ICE \* MOVIE RENTALS  
WISCONSIN LOTTERY \* GROCERIES  
FULL LIQUOR BAR \* FOOD AVAILABLE  
SMOKING PAVILLION

Gas, Oil, and On & Off Road Fuel Available



## WELCOME FISHERMAN

### ALSO AT THE CABIN STORE

On-Off sales of beer and liquor. A wide variety of grocery products including canned goods, dry goods, frozen items, candy; a good variety of ice cream, snacks, cheeses and other dairy products. First aid supplies and home remedies.

Try our new Coffee Bar: get a Coffee to go or hot chocolate or Cappuccino.

Bait Store with assortment of bait, Including minnows, leeches, worms, crawlers and waxies—nice assortment of tackle.

# Help Wanted



- Bartenders: Flexible shifts including mornings, afternoons and evenings
- Kitchen Cooks: Night shift

### We're gearing up for a busy summer and looking to add to our team!

Reliable bartenders & cooks wanted. Experience is a plus, but we're happy to train the right people!

- Competitive pay
- Flexible scheduling
- Fast-paced, fun work environment

High school students, college kids home for the summer, retirees looking to stay busy or anyone wanting to make some extra money! We've got a spot for you!

Message us, stop in, or call/text Nadia at:

715-292-3331

## BUYING OR SELLING?



**Elliott Hough**

Cell: 715-979-1267

Office: 715-634-6237



Area North Realty

FOLLOW ME ON [facebook](#)

Your Trusted Barnes And Surrounding Area Realtor

**TOWN OF BARNES TRANSFER SITE & RECYCLING CENTER**  
**Summer Hours: Wednesday, Saturday and Sunday 8:00 a.m. to 2:00 p.m.**

**NO HAZARDOUS DISPOSALS/ITEMS**

Call the site at 715-795-2244 before bringing in large items.  
**SORRY—WE CANNOT ACCEPT TRASH OR RECYCLING FROM BUSINESSES**

EMPTY REFRIGERATORS, FREEZERS, WINDOW AIR CONDITIONERS (FULL SIZE) \$ 20.00  
 EMPTY REFRIGERATORS, FREEZERS (SMALL) \$15.00  
 PROPANE TANKS: MUST BE EMPTY / NO CHARGE  
 STUFFED CHAIRS; \$10  
 COUCHES/LOVESEAT/RECLINER/TABLES; \$ 30.00 EACH  
 MATTRESS/BOX SPRING-ANY SIZE \$20.00 EACH  
 HIDE-A-BED/SLEEP SOFA: \$25.00 W/O MATTRESS / \$ 45.00 WITH MATTRESS  
 TIRES: CAR/LIGHT TRUCK 5.00 EACH  
 LARGE TIRES;TRUCK/TRACTOR -- \$\$ DETERMINED BY ATTENDANT  
 TELEVISIONS AND COMPUTER EQUIPMENT NOW CHARGED BY WEIGHT, NOT SIZE  
 MISC. FURNITURE; \$5.00/MISC ITEMS NOT LISTED DETERMINED BY ATTENDANT  
 PLASTIC LAWN CHAIRS: SMALL \$ 2 EA / LARGE \$ 3 EA / TABLES \$4 EACH  
 CARPETING, PADDING, RUGS, DEPENDING ON SIZE; \$10.00 AND UP  
 DEHUMIDIFIERS / COMPLRESSORS \$ 15 EACH  
 FLOURESCENT BULBS 8 FOOT; \$5.00 EACH  
 FLOURESCENT BULBS 4 FOOT; \$2.00 EACH  
 FLOURESCENT BULBS LESS THAN 4 FOOT; \$1.00 EACH  
 CFL BULBS (IN DESIGNATED BOX); \$1.00 EACH  
 BATTERIES; FREE  
 ELECTRICAL APPLIANCES: (STOVE, WASHER, DRYER, MICROWAVE, WATER HEATER) FREE  
 METAL, GRASS CLIPPINGS, PINE NEEDELS, BRUSH AND CLEAN WOOD: FREE

Transfer Site passes are available for purchase at the Transfer Site or Clerk's Office at a cost of \$120 per calendar year. There will no longer be a bag fee and cash will no longer be accepted for disposal. Credit/debit cards only.

**BRUSH AREA OPEN  
 ACROSS CTY HYW N FROM THE  
 TRANSFER STATION**  
 Please, only "natural" brush,  
 branches, trees, and stumps

**RECYCLING MYTHS AND FACTS:**

The most common items to be recycled are: Mail, paper, glass bottles & jars, aluminum, steel & tin cans, plastic bottles, jugs and tubs.

**Myth:** Any plastic can be recycled

**Fact:** Only plastic bottles, jars, jugs, tubs with a # 1,2,5 are recyclable. Plastic buckets / pails and lids are not

**Myth:** Plastic bags, electronics, medical waste, Styrofoam, plastic totes, lawn chairs, empty oil containers, Amazon/USPS shipping bags, pots and pans can be recycled.

**Fact:** NONE of these are to go into the recycle bins

**Myth:** Any item placed in the recycle bin will be recycled

**Fact:** This is "wish-cycling". Too much contamination will cause the bin to be emptied in the landfill and fines will be levied to the transfer station.

**Myth:** It is ok to place small amounts of food waste (garbage) in recycle bins

**Fact:** ALL ITEMS MUST BE CLEAN Nothing with food waste, grease, etc. is recyclable

**Myth:** Plates, bowls, cups, saucers, glassware are cyclable

**Fact:** They are not. This includes dirty paper plates/plastic ware and solo cups

ITEMS NOT ACCEPTED AT THE BARNES TRANSFER STATION: Paint, moto oil, gas, explosives, fireworks, ammunition, flammables, antifreeze, lubricants, corrosives, etc. Ask attendant if in doubt. Keep foods and liquids out of recycling. No loose plastic bags, bagged recyclables or Styrofoam.

**All** cardboard boxes mut be flattened and 3x3 ft or smaller. **No** pizza boxes.

**NAMEKAGON TRANSIT BAYFIELD COUNTY ROUTE**

Bayfield County and Namekagon Transit are providing a route to serve the southern part of Bayfield County. The route originates in the Barnes area then picks up riders in Drummond and Cable, continuing into the Hayward area. Passengers will then have the ability to transfer to a "circular route" in Hayward, where they can travel from store to store or from one address to another, including the courthouse and various medical facilities. The cost for the service is \$1.00 one way and \$0.50 for seniors and persons with disabilities who have a Transit ID card. You **must** call by 1:00 p.m. the previous day to schedule a ride.

If you would like to have an application sent to you for a reduced fare or have any questions, please call Namakagon Transit toll free at (866) 295-9599 or 715-634-6633.

**EVERY TUESDAY**

- 9:50 Leaves the Barnes Community Center
- 10:10 Leaves the Drummond Library and Senior Housing
- 10:45 Leaves the Cable area/Rondeau Market
- 11:00 Arrive in Hayward at the Hayward Area Memorial Hospital
- 1:00 Begin return trip to Cable, Drummond and Barnes with stops as needed



## **BAYFIELD COUNTY**

Bayfield County is recruiting for an additional Youth Services and Support Coordinator. We are interested in finding the right individual to work with families; please share this with anyone you think would make a quality case manager, as it could really help the search!

<https://www.governmentjobs.com/careers/bayfieldco/jobs/3580102/youth-support-and-services-coordinator>

The Children's Long-Term Support (CLTS) Waiver Program is a Home and Community-Based Service (HCBS) Waiver that provides Medicaid funding for children who have substantial limitations in their daily activities and need support to remain in their home or community.

Historically, there was a waiting list for CLTS. Wisconsin Department of Health Services (DHS) established the continuous enrollment initiative in 2021.

Continuous enrollment is a process that helps kids join the CLTS Program faster. This new initiative has allowed Bayfield County to serve many more children with disabilities. It has been a challenging time for the Support and Service Coordinator to keep pace with the number of children on the case load who need service coordination.

If you have any questions regarding Bayfield County Programs, please contact:

[Carrie.linder@bayfieldcounty.wi.gov](mailto:Carrie.linder@bayfieldcounty.wi.gov) (**Stay tuned for new contact**)

\*\*\*Please note Bayfield County Human Service email addresses have changed as of 01/25/21.\*\*\*

Aging and Disability Resource Center of the North  
Bayfield County Department of Human Services  
PO Box 100  
117 East 5th St.  
Washburn, WI 54891  
Phone: 715-373-3350



## **DRUMMOND FIRE DEPARTMENT AND RESCUE**



**We can't  
thank you  
enough for  
your  
dedication to  
keeping our  
community  
safe**

Thanks to everyone who came to our open house. we appreciate Santa coming to see the kids as well as helping us unveil "The Bruce" (our newest fire truck addition) to the public.

# WISCONSIN FAMILY AND CAREGIVER SUPPORT ALLIANCE BAYFIELD COUNTY

Contact: Lynn Gall, (608) 266-5743 or Harriet Redman, (920) 968-1742

## When a Workforce Shortage Crisis and a Caregiving Crisis Meet

### “Wisconsin Working Caregivers: Strategies and Resources for Employers”

For more information, please visit [Wisconsin Family Caregiver Support Program \(wisconsinfamilycaregiver.org\)](http://wisconsinfamilycaregiver.org).

Madison, WI – The workforce shortage crisis being felt by businesses across Wisconsin includes a characteristic that is often overlooked: The need to support family caregivers in the workplace.

Employers experience a drain on productivity when employees struggle to balance their work lives with the responsibilities of caring for children, aging relatives, or disabled family members. In a recent survey, more than eight in ten employed caregivers in Wisconsin reported having their work life interrupted, resulting in workplace accommodations such as using flex time, reducing work hours, or quitting work entirely.



“Without adequate support, working caregivers and their employers suffer,” said Lynn Gall, Family Caregiver Support Programs Manager for the Wisconsin Department of Health Services and member of the survey project conducted by the Wisconsin Family and Caregiver Support Alliance (WFACSA). “The results showed us the challenges faced by working family members and friends and the businesses that employ them. Our goal at WFACSA is for every employer in Wisconsin to know about our state’s free Aging and Disability Resource Centers (ADRCs), family caregiver support programs, and other community organizations available to help support their employees.”

Conducted in partnership with UW-Madison Division of Extension, [the Wisconsin Working Caregivers Strategies and Resources for Employers](#) report published by WFACSA provides insight into challenges of recruiting and retaining employees in the current job climate. It also identifies opportunities for businesses to make positive changes simply by tapping resources already available in every Wisconsin community.

Numerous studies, including a [Harvard Business School](#) project called “Managing the Future of Work: The Caring Company,” note that employers can attract and retain more workers by helping staff balance work and family caregiving responsibilities. Employers may not realize that one in four working-age adults provides care or financial assistance to an older family member or loved one with a disability or long-term such as an adult child, spouse, or other loved one. This means that at least one quarter of potential hires and those currently working are balancing home and job responsibilities in addition to traditional child rearing.

“We learned that a few small changes can transform businesses into a place where employees will want to build a long career,” says Harriet Redman, Executive Director of WisconSibs and member of the WFACSA project. “That is why we are excited to share our survey results and open the conversation around the free and low-cost strategies and resources already available to support businesses.”

The survey also found that nearly 3/4 of respondents were not meeting their own personal needs, such as taking care of their own health, and 2/3 had difficulty balancing care for someone at home. Seventy-two percent said they were tired or worn out all the time, while 90 percent said their 2 emotional or physical health had worsened since taking on a caregiving role. (2-page synopsis of survey findings [here](#).)

Approximately 40 million Americans are providing care to an adult family member or friend, and nearly 60% of them (approximately 24 million adults) also work a paying job. Even more workers are providing care for a child with disabilities or special healthcare needs. Not only do employed caregivers experience high levels of stress, but their dual roles also impact their careers and employers.

The UW Division of Extension Employed Caregiver Survey is free and available to any employer interested in surveying their own workforce.

Click the “How To Host a Survey” tab at: <https://fyi.extension.wisc.edu/agingfriendlycommunities/employed-caregiver-survey/>

The mission of the [Wisconsin Family and Caregiver Support Alliance](#) is to raise awareness of family and caregiver support needs and increase the availability of and access to services and supports - both paid and unpaid - which will keep people across the lifespan engaged in their community as long as they desire. For information about the Alliance and to find resources to support families and provide care for a loved one, visit <http://wisconsinfamilycaregiver.org/alliance>

Aging & Disability Services Manager

[Carrie.linder@bayfieldcounty.wi.gov](mailto:Carrie.linder@bayfieldcounty.wi.gov) (Stay tuned for new contact)



# Join Us

## Alzheimers and Dementia Caregiver Support Group



***Build a support system with people who understand.***

Alzheimer's Association® support groups, conducted by trained facilitators, are a safe place for family and friends who are caring for someone who has Alzheimer's or another dementia to:

- Develop a support system.
- Exchange practical information on challenges and possible solutions
- Talk through issues and ways of coping.
- Share feelings, needs and concerns.
- Learn about community resources.



This support group is offered in partnership between the Alzheimer's Association Wisconsin Chapter and the:



**Last Thursday of Each Month  
1:00-2:30pm**

**Washburn Public Library  
307 Washington Avenue  
Washburn, WI**

**Contact the ADRC of the North at  
1-866-663-3607 and ask to speak to  
the Bayfield County Dementia Care  
Specialist with any questions**

**Designed for anyone who is caring for  
someone who has Alzheimer's or related  
dementia.**

[www.alz.org/wi](http://www.alz.org/wi)  
24/7 Helpline 800.272.3900  
Hablamos Español 414.431.8811



## Fluorescent Lamp recycling

Wisconsin's **Focus on Energy** has sponsored a fluorescent lamp (curly type) recycling program. Residential bulbs can be recycled at the following participating local retailers:

Hayward - Ace Hardware and Co-op Hardware  
Poplar - Poplar Hardware  
Solon Springs - Solon Springs Mercantile

Some 5 million Compact Fluorescent Lamps are being sold in Wisconsin annually. While these bulbs save energy and reduce the emissions from power plants, they also contain mercury and should be recycled. According to the Mercury Product Flow Model developed for DNR, an estimated 263 kilograms (580 lbs) of mercury were released to the environment from fluorescents in 2000 -- and this was before the rapid increase in sales of compact fluorescents. The Council on Recycling has chosen mercury-containing products as one of its priorities for improving management, and, where possible, the elimination of the use of mercury.

Focus on Energy has set up a program to facilitate the take back and recycling of fluorescents at over 250 retailers throughout the state. Their web page has a locator for these businesses [www.FocusOnEnergy.com](http://www.FocusOnEnergy.com). (Under 'Store Type', choose the listing for 'CFL Recycler'.)

**PLACE YOUR  
AD OR  
INFORMATION  
HERE**

## Eau Claire Lakes Conservation Club

**The club welcomes volunteers and other interested individuals.**

**We hope to see YOU at the next meeting!**

**Questions? Please contact:  
Fred Kawell at 715-379-1553**

## ADRC

### Hours of Operation:

8:00 - 4:00

Monday through Friday  
Phone: 1-866-663-3607

### Visit the ADRC office:

117 E. 5th Street  
Washburn, WI 54891

Appointments are not necessary but are helpful.  
Website: [www.adrc-n-wi.org](http://www.adrc-n-wi.org)

## Medicare

Vitamin D  
Brain Wellness Check  
Seasonal Affective Disorder  
And more...

### Sponsored by: UW Extension

University of Wisconsin  
Bayfield County  
County Administration Building  
117 E. 5th Street  
Washburn, WI 54891  
Phone: 715-373-6104  
Fax: 715-373-6304  
Office Hours:  
8:00 a.m. - 4:00 p.m.  
Monday through Friday

Website:  
<http://bayfield.uwex.edu/>

## Medication Drop boxes in Bayfield County

Sara Wartman, BSN, RN Director/Health Officer  
Bayfield County Health Department

With support from the Security Health Plan grant and other local funding sources, Bayfield County Health Department has installed three medication drop boxes and three sharps containers throughout the county. The medication drop boxes are located at the Bayfield County Sheriff's Department, Bayfield City Hall and the Iron River community Center. You can now dispose of old or expired medications at these locations.

Accepted Items: Prescription medications, control and non-controlled medications; over the counter medications; medication samples; vitamins; medicated ointments or lotions; inhaler.

3 Sharps Boxes are also stationed in the area. Contact Bayfield County for locations.



**SPACE OPEN**

**THANK YOU FOR "GOING GREEN"**

Find us at:

**Barnes Notes and News Facebook Page:**

[www.beercheesesoup.com](http://www.beercheesesoup.com)

**Email: [barnesnotesandnews@gmail.com](mailto:barnesnotesandnews@gmail.com)**

**SPACE OPEN**

HELP WANTED - FOR SALE - PET SITTING - HANDYMAN WORK

**WANTED: 1970 Arctic Cat Panther with Montana Pipes  
Contact Jack @ 715-580-0415**

THIS SPOT IS FOR YOU

THIS SPOT IS FOR YOU

THIS SPOT IS FOR YOU

THIS SPOT IS FOR YOU

THIS SPOT IS FOR YOU

**OLD BARN WOOD  
WANTED**

Email:  
barnesnotesandnews@gmail.com

**PET CARE or  
HOUSE SITTING ?**

**SEND YOUR AD(S) TO  
barnesnotesandnews@gmail.com**

**or give me a call:  
Julie (Frierhood) Sarkauskas**

**715-580-1288**

**Follow us on Facebook**

# IN THE GARDEN



Fun idea for an open spot



THANK YOU Cathy Nieckula for sharing your beautiful Rhododendrons

## THE ANTS ON YOUR PEONY AREN'T EATING THE FLOWER.

The flower invited them.



**EXTRAFLOREAL NECTARY**  
— Gland on the sepal secreting nectar. Sugars, amino acids, lipids

**ANT PATROL** — Scout found the nectar, laid a pheromone trail. Colony followed

**DEFENSE** — Ants confront thrips, aphids, beetles that would feed on petals



### THE MYTH

"Ants help peonies open."  
Not true. The flower opens on its own.

### THE FACT

The flower opens on its own. Ants protect it from pests

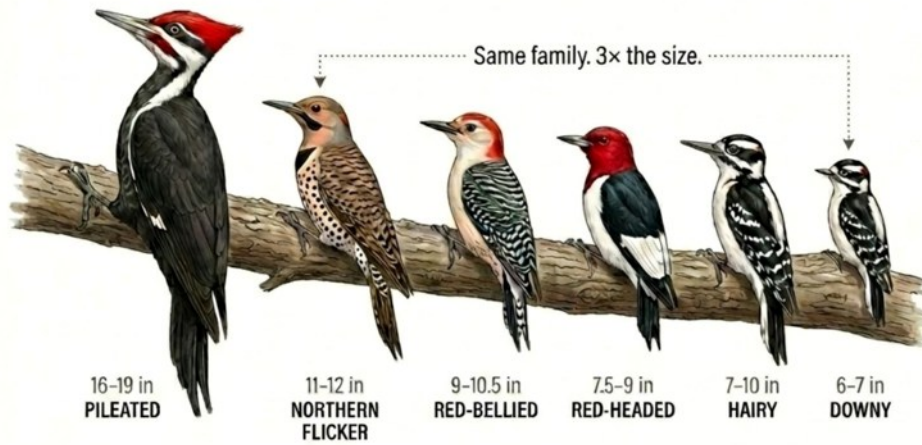


They're not the problem. They're the security detail the peony hired with sugar.

# BIRDS OF A FEATHER

## WOODPECKER SIZES COMPARED

The surprising size range of woodpeckers



*That dead tree isn't damage. The holes are architecture.*

Most people hear a pileated woodpecker for years before they see one. The hammering sounds like someone beating a dead tree with a bat.

Then she lands on a trunk ten feet away — and the reaction is always the same.

She's the size of a crow. Every other woodpecker at the feeder fits in your hand. Your brain builds a template from downies and hairies: woodpecker equals small. The pileated breaks the template.

The rectangular holes in dead trees are hers. No other woodpecker cuts that shape. And the cavity she drills for nesting becomes the most competed-over address in the woods after she leaves — species that can't excavate their own depend on the ones she abandons.

The dead tree she's working on is the most productive thing in the yard 🌿

# BIRDS OF A FEATHER

## FOUND A FEATHER? HERE'S WHOSE IT IS.

### BRIGHT BLUE WITH BARS



Blue Jay - *Cyanocitta cristata*

### FEEDER COLORS



Northern Cardinal - *Cardinalis cardinalis*



American Goldfinch - *Spinus tristis*



### BARRED BROWN, BRUSH EDGE



Song Sparrow - *Melospiza melodia*



Carolina Wren - *Thryothorus ludovicianus*



Mourning Dove - *Zenaida macroura*

### LONG STRIPED, FIELD EDGE



Wild Turkey - *Meleagris gallopavo*



Red-tailed Hawk - *Buteo jamaicensis*



Cooper's Hawk - *Accipiter cooperii*

### IRIDESCENT BLACK



American Crow - *Corvus brachyrhynchos*



Common Grackle - *Quiscalus quiscula*



### SOFT DOWN



Goose down - *Branta canadensis*



Mourning Dove down - *Zenaida macroura*



Pigeon undercoat - *Columba livia*

### WOODPECKER PATTERNS



Red-bellied Woodpecker - *Melanerpes carolinus*



Northern Flicker - *Colaptes auratus*



Downy Woodpecker - *Picoides pubescens*

### QUICK RULES PANEL



Bright blue with black bars = Jay



Yellow shaft on brown = Flicker



Long black-white bars = Turkey




Iridescent black = Crow or Grackle


# BIRDS OF A FEATHER

## GUARDIANS OF NATURE


Found a feather on the ground and not sure who dropped it ? Size plus pattern plus where you found it tells you the species.

 Bright blue with black bars and a white tip, jay-sized:


- Vivid sky blue with crisp black barring — blue jay. The most recognizable feather in any eastern yard

 Red, orange, or yellow body feather under a feeder:


- Brilliant scarlet, slightly stiff — northern cardinal male
- Warm buff with a red wash on the edge — cardinal female
- Bright lemon yellow with a black tip — American goldfinch

 Brown and barred, found near a brush pile or wood edge:


- Rich rusty brown with dark cross-bars, sparrow-sized — song sparrow
- Warm cinnamon with fine dark bars — Carolina wren
- Mottled brown and tan with a black central stripe — mourning dove

 Long and striped, found near a clearing or field edge:

- Bold black-and-white bars, ten to fourteen inches — wild turkey tail
- Brown with crisp black barring, six to eight inches — red-tailed hawk
- Slate gray with two or three dark bands at the tip — Cooper's hawk

 Iridescent black, crow-sized or larger:


- Glossy with green-purple sheen, fully black shaft — American crow
- Same sheen but huge, up to sixteen inches — common raven
- Smaller and shinier with a brown head feather mixed in — common grackle

 Soft and downy, drifting in the breeze:


- Pure white fluff, no shaft visible — goose or duck breast down
- Gray fluff with a darker tip — mourning dove body down
- Tiny powder-soft white — pigeon or dove undercoat
- 

 Black and white patterned, woodpecker-sized:

- Crisp black-and-white bars, six to nine inches — red-bellied woodpecker
- Black with white spots and a yellow shaft — northern flicker
- Pure black with a bold white stripe — downy or hairy woodpecker
  
- Bright blue with black bars — blue jay, no other eastern bird looks like this
- Yellow shaft running down a brown feather — northern flicker, the only common species with this trait
- Black-and-white horizontal bars, longer than your hand — wild turkey tail
- A perfect crisp white tip on a darker feather — bluebird, jay, or junco edge
- Iridescent green-purple shine on solid black — crow or grackle, never a starling (those are speckled)

Federal law protects native bird feathers, so admire and leave them where they fell 

COLOR ME



# FUN AND GAMES

**Across**

- 1. Cultivate
- 4. Venetian navigator
- 9. Police unit
- 13. Costner or Fonda character
- 15. Small egg
- 16. Coral or rose
- 17. Westernmost of the Aleutians
- 18. Pitcher's bag
- 19. Tijuana traffic sign
- 20. Beginning of an ungrammatical quip
- 23. Below the CEO, perhaps
- 24. Writer Fleming
- 25. Cager's target
- 28. Muddy walk
- 30. Gel
- 33. Italian wine center
- 34. Fats Waller's instrument
- 35. Three-time heavyweight champ
- 36. Middle of the quip
- 40. Bloomers around the neck
- 41. They may be closed
- 42. Philosopher Descartes
- 43. 1040 entry (Abbr.)
- 44. Part of A&E
- 45. Scotch land owners
- 47. One of the Chaplins
- 48. Farm building
- 49. End of the quip
- 57. Didn't hoof it
- 58. Pulitzer poet W.H.
- 59. Fanciful pitcher
- 60. "Metamorphoses" poet
- 61. Kent portrayer, in film
- 62. What gliders do
- 63. Bat Masterson's prop
- 64. Ford lemon
- 65. Sgts. superiors

1	2	3		4	5	6	7	8		9	10	11	12
13		14		15						16			
17				18						19			
20				21					22				
			23					24					
25	26	27				28	29			30	31	32	
33						34					35		
36				37	38					39			
40				41						42			
43				44				45	46				
			47					48					
49	50	51				52	53				54	55	56
57				58						59			
60				61						62			
63				64							65		

**Down:**

- 1. Wave type
- 2. Pledge
- 3. Art Deco designer
- 4. Trumpet's cousin
- 5. Declares openly
- 6. Australian wilderness
- 7. Hodgepodge
- 8. They may mount
- 9. Andorra's neighbor
- 10. Determination
- 11. What you pay to play
- 12. Some ring decisions
- 14. Peter, Peter's diet
- 21. "Come as you \_\_\_\_"
- 22. Gog's partner
- 25. Blubbers
- 26. Word before and after "to"
- 27. It's hoisted in a pub
- 28. Submerges
- 29. Falls behind
- 30. Curved sword
- 31. African antelope
- 32. Neap and spring
- 34. Pub order
- 37. Cafeteria items
- 38. Nuts and bolts, e.g
- 39. Amazin' Mets 1969 victims
- 45. A Barrymore
- 46. Priest's vestment
- 47. Goteborg resident
- 48. Actor/comedian Martin
- 49. Fast food pioneer, Ray
- 50. Suddenly bright star
- 51. Norse god
- 52. Colored
- 53. Laudatory poems
- 54. Too far off base?
- 55. The important part
- 56. Bumbles

## CHERYL'S NUTRITION & HEALTH TIPS

### TIPS FROM CHERYL PEASE - CERTIFIED NUTRITIONIST



Certified Nutritionist, Fitness  
Trainer & Health Coach

<https://linktr.ee/cherylpease>

**THANK YOU  
FOR YOUR SERVICE  
PETE & CHERYL PEASE**

**WE CAN NEVER REPAY YOU !!**



### BE STRONG - BE HAPPY - BE GOOD TO YOURSELF

Life humbles you. As you grow old, you stop chasing the big things and start valuing the little things. Alone time, enough sleep, a good diet, long walks, and quality time with loved ones. Simplicity becomes the ultimate goal.



**Having peace and purpose  
in my life is a gift that I am  
beyond grateful for.**

**Cheryl Pease**

## Why Muscle is Medicine

Loss of muscle  
is the *strongest*  
predictor of **early  
death**.

Muscle isn't just for  
strength, it's the most  
**protective tissue** in the  
human body.



**Muscle is *not*  
optional for  
longevity.**

It's your strongest  
**protection** against  
metabolic **decline**.

## Muscle protects against disease

More **muscle** mass = **lower risk** of:

- Type 2 diabetes
- Heart disease
- Alzheimer's & cognitive decline
- Osteoporosis & fractures
- Frailty & falls

Up to **80% of glucose** after meals is stored in  
**muscle**, making it the body's primary **blood  
sugar regulator**.

## Why Muscle Matters

Muscle is a **living organ** that regulates:

- Blood sugar + insulin sensitivity
- Inflammation (via myokines)
- Recovery + metabolism
- Hormonal balance (testosterone, growth hormone, cortisol)

# CANNING YEAR ROUND

## TIPS FOR SUCCESSFUL CANNING:

- Select fruits and vegetables when they are at the peak of their quality and flavor, washing them thoroughly before using.
- Follow the directions for each recipe exactly—don't substitute ingredients or change the processing times. Prepare only one receipt at a time; do not double recipes.
- Substitute a cake cooling rack if you don't have a rack specifically made for canning. Place in the canner before you add the canning jars.
- Use only white vinegar when pickling.
- Use a canning funnel, which has a wide opening and sits on the inside of the mouth of the jar, allowing you to fill the jars cleanly and easily. Wipe the threads and rim of each jar to remove any food that spills.
- Reuse screw bands if they are not warped or rusty. Jar lids are not reusable however, so use a new one for each of your canned creations.
- Accurately measure the head space—the distance between the top of the jar to the food/liquid inside. This is critical because it affects how well the jar seals and preserves its contents. A clear plastic ruler—kept solely for kitchen use, is a big help in determining the correct headspace.
- Refrigerate leftover product if there's a small amount left that won't completely fill another jar. Use it within several days.
- Use non-metallic utensils when removing air bubbles from the jar and measuring head space.
- Store home-canned foods in your cupboard for up to one year.

## HOT JARS VS. HOT STERILIZED JARS:

Why do some canning receipts call for hot sterilized jars, while others call simply for hot jars?

If the mixture will be processed in the boiling-water canner for 10 plus minutes, jars just need to be hot.

If it's less than 10 minutes, jars need to be sterilized in boiling water for 10 minutes (or 1 minute more for each 1,000 feet of additional altitude.)

You may ask, why do the jars have to be hot before hand? The liquid/food you're putting in them is boiling hot, thus if the jars are hot (besides the obvious sterilization) you aren't putting hot product into cold jars and taking a chance of them breaking either when the product goes in the jars or when you put them in the water bath.

## PAY ATTENTION TO THE PECTIN

Liquid and powdered pectin are made from the natural pectin in apples and citrus fruits. However, they are not interchangeable. Always use the specific type of pectin called for.

-Taste of Home Test Kitchen



## BEFORE YOU START



Before you start canning, read recipe instructions and gather all equipment and ingredients. Inspect the glass canning jars carefully for any chips, cracks, uneven rims or sharp edges that may prevent sealing or cause breakage. Discard any imperfect jars. Do the same with lids and rings to make sure no dents or dings.





# STAY TUNED FOR SOME GREAT STUFF COMING IN AUGUST



*Rob Lynch got his start in the supper clubs of Barnes, Wisconsin in the 70's and 80's. His restaurant career spans 30 years in Wisconsin, Minnesota, North Dakota and Florida.*

*You can get more grilling, smoking & beverage tips on his website: [www.beercheesesoup.com](http://www.beercheesesoup.com)*

***Barnes Notes and News has a new home!*** Rob reached out to me a few weeks ago and offered to add the Barnes Notes and News link to his website! We are no longer posting on the Town of Barnes website and are very grateful to be part of this website.

***You can now find the Barnes Notes and News at: [www.beercheesesoup.com](http://www.beercheesesoup.com)***

Go to the website, at the top menu bar follow to the last item on the right which is BNN. Click and it will take you to the new Barnes Notes and News page. There, you can find the links for the current and past 12 months issues at the bottom left of that page. If you would like copies of any issues prior to April 2025, please email Julie at: [barnesnotesandnews@gmail.com](mailto:barnesnotesandnews@gmail.com)

We will also be adding a link on the Barnes Notes and News Facebook page and will keep you posted when it's ready.

## FOR THE PUPS

• bowl, whisk, mustard, oil, honey, lemon juice, and red pepper flakes; season with salt and black pepper.



### PEANUT BUTTER & OAT NO-BAKE DOG TREATS RECIPE



SIMPLE, HEALTHY & DELICIOUS!

#### INGREDIENTS

- 1 cup rolled oats
- 1/2 cup natural peanut butter (xylitol-free)
- 1/4 cup honey
- 1/4 cup unsweetened applesauce
- 1/4 cup water

#### INSTRUCTIONS

1. In a large bowl, mix together the peanut butter, honey, applesauce, and water until smooth.
2. Add the rolled oats and stir until well combined.

3. Using your hands or a small scoop, roll the mixture into small balls or flatten into bite-sized shapes.
4. Place the treats on a plate or tray lined with parchment paper.
5. Refrigerate for at least 1 hour, or until firm.
6. Store in an airtight container in the refrigerator for up to 1 week.



#### BENEFITS:

These no-bake treats are packed with healthy ingredients your dog will love—perfect for training or a tasty snack!



## Homemade Peanut Butter Pumpkin Dog Treats

#### Ingredients:

- 2 ½ cups whole wheat flour
- 1 cup canned pumpkin (not pumpkin pie filling)
- ½ cup natural peanut butter (no xylitol)
- 2 large eggs
- ¼ cup unsweetened applesauce

[mydogrecipe.com](http://mydogrecipe.com)



**PLEASE DO NOT LEAVE YOUR PUPS ALONE IF TRAVELING OUT FOR THE FIREWORKS. THEY CAN HEAR AND FEEL WHAT WE CANNOT.**

**KEEP THEM IN MIND WHEN TAKING THEM TO THE PARADE OR FIREWORKS**

**IT TRULY HURTS THEM IN MANY WAYS. IT'S NOT FAIR TO THEM TO COWER AND SHAKE WHILE YOU ENJOY.**

**TAKE CARE OF THEM AS THEY TAKE CARE OF YOU!**

**HAVE A SAFE AND HAPPY 4TH OF JULY**

## APPS & STARTERS

### BASIL GARLIC FETA PEA DIP

#### Ingredients:

- Kosher salt
- 1 lb. fresh or frozen sweet peas (preferably petite peas)
- 2 scallions, sliced
- 1 clove garlic, grated
- 1/4 cup chopped fresh basil leaves
- 1/4 cup chopped fresh mint leaves
- 1 lemon, zested, juiced
- 5 oz. feta, crumbled, divided
- Extra-virgin olive oil, for drizzling
- Pita chips, crostini, or crudités, for serving



#### Directions:

- Fill a small saucepan with 2 quarts water; season with a heavy pinch of salt.
- Bring to a boil, over high heat.
- Fill a medium bowl with ice and water.
- Add peas to boiling water and cook, stirring occasionally, until tender but still bright green, about 2 minutes.
- Using a slotted spoon, transfer peas to ice bath.
- Using slotted spoon, transfer cooled peas to a food processor.
- Add scallions, garlic, basil, mint, lemon zest, lemon juice, and 1/2 teaspoon salt.
- Pulse until mixture is combined and peas start to become creamy, 1 to 2 minutes.
- Add 4 ounces feta and continue to pulse until feta is broken-down and well combined; season with salt.
- Transfer dip to a serving bowl. Top with remaining 1 ounce feta. Drizzle with oil. Serve with chips alongside.

### BRIE, ASPARAGUS, & PROSCIUTTO BUNDLES

#### Ingredients:

- 6 Tbsp. unsalted butter, melted
- 1 Tbsp. honey
- 1/4 tsp. kosher salt
- 1 bunch pencil asparagus, ends trimmed
- 1 Tbsp. extra-virgin olive oil
- All-purpose flour, for surface
- 2 sheets frozen puff pastry, thawed according to package directions
- 12 slices prosciutto
- 1 (8-oz.) wheel Brie, cut into 12 pieces
- 1 large egg
- Freshly ground black pepper



#### Directions:

- Preheat oven to 400° and line 2 large baking sheets with parchment. In a small bowl, combine butter, honey, and salt. In a medium bowl, toss asparagus in oil.
- On a lightly floured surface, working one at a time, roll out puff pastry to a 15" x 10" rectangle. Cut each into 6 squares for a total of 12.
- Rotate square to a diamond shape and brush with butter mixture. Top with a slice of prosciutto, folding as needed to fit inside square. Top with a few pieces of asparagus and a slice of Brie.
- In a small bowl, mix egg and a splash of water until blended. Fold left side of pastry over filling and brush with egg wash. Fold right side of pastry over and brush top and sides with more egg wash; season with pepper. Arrange on prepared sheet. Repeat with remaining puff pastry; reserve any remaining butter mixture.
- Bake bundles until golden and Brie is melted, about 15 minutes.
- Brush with more reserved butter mixture before serving.

# APPS & STARTERS

## BBQ BACON WRAPPED MEATBALLS

### Ingredients:

- 1 bag of frozen meatballs (or homemade)
- 1 pack of bacon, cut into thirds
- 1 bottle of BBQ sauce
- Toothpicks

### Directions:

- Preheat your oven to 350°
- Line a baking sheet with foil and place a wire rack on top.
- Wrap each meatball with a piece of bacon, securing it with a toothpick if needed.
- Brush the wrapped meatballs with BBQ sauce.
- Bake for 15 minutes, then flip and brush with more BBQ sauce. Bake for another 15 minutes.
- For the final touch, brush with BBQ sauce again and bake for 5-10 minutes, or until the bacon is crispy.



## 10 MINUTE PORTOBELLO PIZZAS

### Ingredients:

- 6 portobello mushrooms stems removed, washed and dried with a paper towel
- 2 tablespoons extra virgin olive oil
- 2 teaspoons garlic minced
- 6 teaspoons Italian seasoning or a dried oregano and basil leaf blend, divided
- 3/4 cup pizza sauce garlic and herb
- 1 1/2 cups reduced-fat shredded mozzarella cheese or a pizza cheese blend
- 30 miniature-sized pepperoni
- 6 cherry tomatoes or grape tomatoes, sliced thinly
- 1 pinch salt to taste
- 1 pinch pepper to taste

### Directions:

- Preheat oven to broil / grill settings on high heat. Arrange oven shelf to the middle of your oven.
- Combine the oil, garlic and 4 teaspoons of the seasoning together in a small bowl. Brush the bottoms of each mushroom with the garlic oil mixture and place each mushroom, oil side down, on a lightly greased baking sheet / tray.
- Fill each mushroom with 2 tablespoons of the pizza sauce per cap, 1/4 cup of mozzarella cheese, 6 pepperoni miniatures and tomato slices. Broil / grill until cheese has melted and is golden in colour (about 8 minutes).
- To serve, sprinkle with the remaining Italian seasoning (or mixed herbs), and season with salt and pepper to taste.



## RHUBARB ROLL

### Ingredients:

- 2 cups flour
- 4 tsp baking powder
- 1 tsp salt
- 1/2 cup margarine
- 1 cup milk

### Directions:

- Mix dry ingredients and margarine together
- Add milk
- Roll out flat rectangle
- Spread with butter and put 2 cups or more of rhubarb to cover it
- Sprinkle 1/2 cup sugar on rhubarb and 3 tsp of flour.
- Roll it up like a jelly roll and slice in slices. Place in pan.
- Combine 1 1/2 cups of brown sugar and 2 1/4 cups of boiling water.
- Pour over rolls
- Bake 375 for 40 min

Enjoy with whip cream or ice cream on top



## OUR FAVORITE RECIPES

### CRANBERRY APPLE QUINOA SALAD

#### Ingredients:

- 1 1/2 cups water or low-sodium vegetable broth
- 3/4 cup tricolor quinoa, rinsed and drained
- 1/2 cup dried cranberries
- 1 large bunch curly kale (about 5 oz.), roughly chopped
- Kosher salt
- 2 medium unpeeled apples, Granny Smith or Honeycrisp, chopped
- 1/4 small red onion, thinly sliced
- 1/3 cup toasted pecans, roughly chopped
- 2 oz. crumbled feta
- 1 Tbsp. Dijon mustard
- 1 Tbsp. extra-virgin olive oil
- 1 Tbsp. honey
- Juice of 1 lemon
- Pinch of crushed red pepper flakes
- Freshly ground black pepper



#### Directions:

- In a medium saucepan over high heat, bring water to a boil.
- Add quinoa and reduce heat to medium.
- Cover and simmer until water is absorbed and quinoa is softened, about 15 minutes. Remove from heat.
- Fluff with a fork, then add cranberries on top. Cover and let steam 5 minutes.
- Meanwhile, place kale in a large bowl; season with 1 teaspoon salt.
- Massage kale with your hands to combine, about 1 minute.
- Add quinoa, cranberries, apples, onion, pecans, and feta to kale and toss to combine.
- In a small bowl, whisk mustard, oil, honey, lemon juice, and red pepper flakes; season with salt and black pepper.
- Pour dressing over salad and toss to combine.

### MEXICAN CASSEROLE

#### Ingredients:

- 1 pound lean ground beef
- 1 can Ranch Style beans
- 1 10-12 ounce bag tortilla chips, crushed (I didn't use the whole bag)
- 1 can Ro-tel tomatoes
- 1 small onion, chopped
- 2 cups shredded cheddar cheese, divided
- 1 package taco seasoning
- 1 can cream of chicken soup
- 1/2 cup water
- sour cream and salsa for serving



#### Directions:

- Preheat oven to 325 degrees. In a large skillet, brown meat and drain off fat. Stir in beans, tomatoes, onion, taco seasoning, soup and water. Simmer over medium-low heat until everything is well combined and heated through.
- Grease a 9x13 casserole dish. Put down a layer of crushed tortilla chips, followed by a layer of the meat/bean mixture, then half of the cheddar cheese. Repeat layers. Cover with foil and bake for 20-30 minutes, or until bubbly.
- Let sit for 5-10 minutes before serving. Top with sour cream and salsa.

## OUR FAVORITE RECIPES

### LEMON GARLIC PASTA

#### Ingredients:

- 16 ounces long pasta
- 1 large lemon zested and juiced
- 5 Tbsp kosher salt for pasta water
- 1 cup heavy cream
- 1/2 cup white wine
- 1/4 cup chicken broth
- 1 cup pasta water reserved from cooking pasta
- 4-5 Tbsp olive oil
- 1 tsp red pepper flakes
- 5-6 cloves garlic minced
- 3-4 Tbsp fresh basil minced
- 2 tsp kosher salt
- 1 tsp black pepper
- Fresh parmesan for serving



#### Directions:

- Bring water to boil in a large pot. Once boiling add salt and pasta. Cook for 5 minutes.
- Drain with cold water and set aside. (Pasta will finish cooking in sauce)
- In a large skillet add olive oil and garlic. Cook for 2-3 minutes until fragrant.
- Add chicken broth and white wine. Reduce for 4-5 minutes
- Add lemon juice, zest, heavy cream, red pepper flakes, salt, pepper. Bring to a simmer.
- Add cooked pasta and pasta water. Cook, tossing occasionally until the sauce has thickened (about 7-8 minutes)
- Add fresh basil and top with black pepper and freshly grated parmesan.

### RUTH'S CHRIS CHEESY SPINACH CASSEROLE WITH MONTEREYJACK

#### Ingredients:

- 2 (10 oz) packages frozen chopped spinach, thawed and well-drained
- 3 tbsp butter
- 3 cloves garlic, minced
- 1 cup heavy cream
- 4 oz cream cheese, softened
- 1 1/2 cups shredded Monterey Jack cheese
- 1/4 cup grated Parmesan cheese
- Salt and black pepper to taste
- Pinch of nutmeg (optional, steakhouse touch)

#### Directions:

- Preheat oven to 375°F (190°C). Lightly grease a baking dish.
- Squeeze as much liquid as possible from the spinach and set aside.
- In a skillet over medium heat, melt butter and sauté garlic until fragrant (about 30 seconds).
- Lower heat and stir in heavy cream and cream cheese until smooth and fully combined.
- Add Monterey Jack and Parmesan, stirring until melted and velvety.
- Season with salt, pepper, and nutmeg if using.
- Fold spinach into the cheese sauce until evenly coated.
- Transfer mixture to the baking dish and spread evenly.
- Bake uncovered for 25–30 minutes until hot, bubbly, and lightly golden on top.
- Let rest 5 minutes before serving.



#### Pro Tip:

For true Ruth's Chris creaminess, drain the spinach extremely well and don't overbake casserole should stay silky, not dry

# DESSERTS & TREATS

## COCONUT CUSTARD PIE

### Facebook recipes

#### Ingredients:

- 1/2 cup Bisquick
- 3/4 cups sugar
- 4 eggs
- 2 cups milk
- 1 cup flaked coconut
- 1 tsp vanilla
- 1 Tbsp butter (softened)

#### Directions:

- Combine all ingredients and pour the mixture into a 9" buttered pie pan.
- Bake at 400 degrees Fahrenheit for 25 to 30 minutes, until the custard sets.



## PINA COLADA PIE RECIPE

#### Ingredients:

- 1/2 cup shredded coconut
- 2 cups crushed graham crackers 1/3 cup butter, melted
- 2 (8 ounce) packages cream cheese, softened
- 1 cup cream of coconut
- 1 teaspoon rum flavored extract 1 (8 ounce) container frozen whipped topping, thawed
- 1 (8 ounce) can crushed pineapple, drained
- 1/2 cup maraschino cherries, chopped
- 1/2 cup chopped pecans

#### Directions:

- Preheat oven to 350 degrees F (175 degrees C).
- Spread coconut evenly onto a baking sheet and toast in preheated oven 5 minutes, until golden brown. Remove and set aside.
- In a medium bowl, mix together graham cracker crumbs and melted butter or margarine. Press firmly into bottom and sides of a 9 inch pie pan.
- In a large mixing bowl, beat together cream cheese and coconut cream until fluffy. Mix in rum extract. Fold in whipped topping, pineapple, cherries, and nuts. Spread mixture into crust. Sprinkle with toasted coconut. Chill several hours before serving.



## CROCKPOT CANDY

- 32 oz dry roasted peanuts
- 12 oz semi sweet chocolate chips
- 4 oz German sweet chocolate
- 32 oz white chocolate candy melts



Place ingredients in a crockpot as listed. Do not stir. Cook on low for 1 1/2 -2 hours - do not open the lid! After cooked, stir and drop by spoonfuls on a parchment paper or silpat lined pan. Allow to harden and store in a closed container

THESE ARE ADDICTIVE...make sure to 'SHARE' this recipe so you be able to find it later ~

# DESSERTS & TREATS

## LEMON BLUEBERRY CHEESECAKE

### Ingredients:

#### **Crust:**

- 1 cup graham cracker crumbs
- 1 tablespoon granulated sugar
- 3 tablespoons unsalted butter, melted

#### **Cheesecake:**

- 16 oz cream cheese, softened
- 3/4 cup granulated sugar
- 1 oz heavy cream
- 2 oz sour cream
- 1 tablespoon fresh lemon zest
- 2 oz fresh lemon juice
- 3 large eggs
- 1 large egg yolk
- 2 oz blueberries (fresh or frozen)

#### **Blueberry Sauce:**

- 6 oz blueberries
- 1 teaspoon cornstarch
- 2 tablespoons granulated sugar
- 1 cup whipped cream (homemade or store-bought)
- Lemon zest (optional)

### Directions:

#### **Prepare the Crust:**

- Mix graham cracker crumbs, sugar, and melted butter.
- Press the mixture into a 6-inch or 9-inch springform pan, depending on the desired size.
- Bake for 5-10 minutes until lightly golden.

#### **Make the Cheesecake:**

- Beat the cream cheese until smooth, then add sugar, heavy cream, sour cream, lemon zest, and lemon juice.
- Mix in eggs one at a time.
- Gently fold in blueberries.

#### **Bake the Cheesecake:**

- Pour the cheesecake batter into the prepared pan and bake in a water bath at 325° for 60-75 minutes for a 6-inch pan or 40-45 minutes for a 9-inch pan.

#### **Prepare the Blueberry Sauce:**

- Cook blueberries, sugar, lemon zest, and cornstarch slurry over medium-low heat until thickened.
- Assemble and Chill: Let the cheesecake cool completely, then chill in the fridge for at least 6 hours or overnight.
- Top with blueberry sauce, whipped cream, and lemon zest before serving

#### **Tips:**

- Use room-temperature cream cheese for a smooth cheesecake batter.
- Don't overmix the batter, and gently fold in blueberries to avoid breaking them.
- A water bath helps prevent cracks in the cheesecake.
- Let the cheesecake cool slowly in the oven with the door ajar to prevent cracking.
- Chill the cheesecake overnight for the best flavor and texture



# Jim's BAIT

EAU CLAIRE LAKES  
BARNES, WISCONSIN

Open 7:00 a.m. Daily  
Corner of Hwy 27 and Lake Road  
Barnes, WI

Phone: 715-795-3150

Find Us on FB at:  
Jim's Bait of Barnes, Wisconsin

## ONE-STOP SHOPPING!

GROCERIES AND  
PAPER GOODS  
REGULAR &



**Non-Ethanol Gas**



## LIVE BAIT

FISHING / HUNTING LICENSES  
FISHING SUPPLIES & SPORTING GOODS  
LIQUOR / WINE / BEER / ICE \* 20 LB. LP FILLS  
BAYFIELD COUNTY PLAT BOOKS

BACON, PEPPER STICKS & BRATS FROM JIM'S MEAT MARKET (IRON RIVER, WI)  
DEER CORN

Eau Claire Lakes Picture Frames & Wine Glasses  
Local Area Souvenirs / Leanin' Tree Cards For All Occasions  
Schmelke Pool Cues

"BARNES - A BREATH OF FRESH AIR"  
NOW AVAILABLE

CHECK OUT OUR CLOTHING SECTION

**ALWAYS CHECK WITH THE DNR / TOWN  
OFFICE FOR LOCAL FIRE HAZARD STATUS**



FOR FISHING & HUNTING REGULATION  
QUESTIONS PLEASE CONTACT:

DNR Call Center Toll Free 1-888-DNR INFO  
(1-888-936-7463) / Local: (608) 266-2621  
7 days a week - 7:00 a.m. to 10:00 p.m.

PLEASE VISIT LOCAL ESTABLISHMENTS FOR CURRENT STATE RULES & REGULATION PAMPHLETS OR CHECK ONLINE at:  
[dnr.wi.gov](http://dnr.wi.gov) or [gowild.wi.gov](http://gowild.wi.gov)

In Wisconsin, the 2026 general inland fishing season opens on **Saturday, May 2, 2026**, running through March 7, 2027.



# AMERICA



- **Why don't fish like basketball?** A: Because they're afraid of the net.
- **Why didn't Noah do much fishing on the ark?** A: He only had two worms.
- **How do shellfish get to the hospital?** In a clambulance.
- **What is the fastest fish in the water?** A motopike.
- **What do you call a lazy crayfish?** A slobster.
- **Why was the fisherman bad at boxing?** A: He only threw hooks.

